



Sunward®

5' Bath

K-1163-S1



Features

- End drain.
- Integral lumbar support and armrests for comfort.
- 60" (1524 mm) x 42" (1067 mm) x 20" (508 mm)

Material

- Acrylic

Installation

- Drop-in

Recommended Accessories

K-576 Under-mount Install Kit
K-1491 Bath/Whirlpool Pillow
K-1601 Bath/Whirlpool Footstop
K-11677 Bath Drain
K-24916 Wireless Music Kit
K-37382 45" Rough-in Cable Bath Drain



Codes/Standards





CSA B45.5/IAPMO Z124
Greenguard UL 2818 - Gold

KOHLER® One-Year Limited Warranty

See website for detailed warranty information.

Available Color/Finishes

Color tiles intended for reference only.

Color	Code	Description
	0	White
	96	Biscuit
	47	Almond
	G9	Sandbar

USA/Canada: 1-800-4KOHLER (1-800-456-4537)

Kohler Co. reserves the right to make revisions without notice to product specifications.

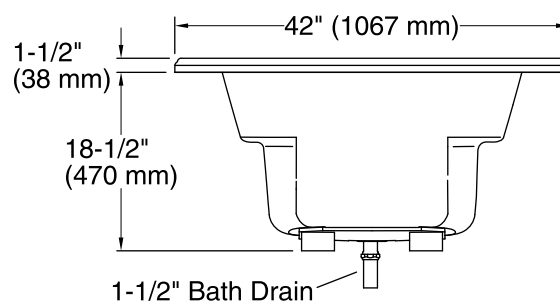
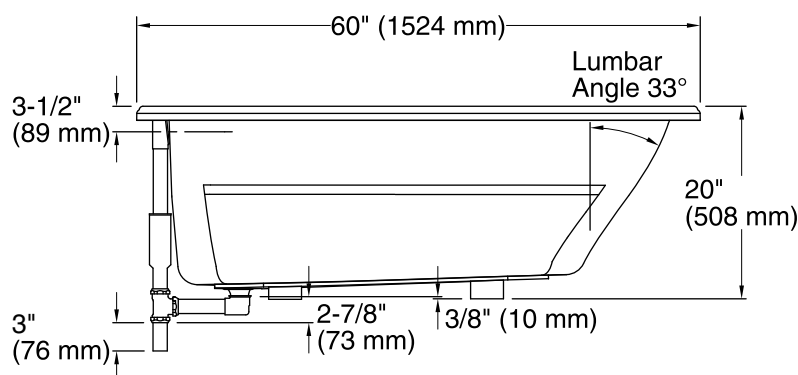
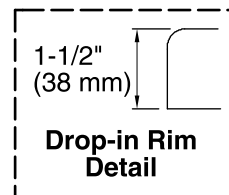
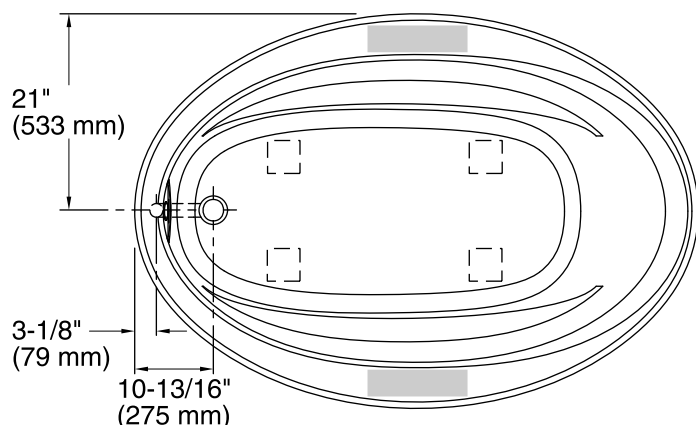
For the most current Specification Sheet, go to www.kohler.com.

1-13-2017 03:38

THE BOLD LOOK
OF **KOHLER®**

No change in measurements if connected with drain illustrated. (K-11677)

 Recommended faucet area



Technical Information

All product dimensions are nominal.

Installation:	Drop-in
Drain location:	End
Basin area, bottom:	43" x 21-9/16" (1092 mm x 548 mm)
Basin area, top:	53-1/2" x 32-1/8" (1359 mm x 816 mm)
Weight:	75 lbs (34 kg)
Minimum floor load:	33 lbs/ft ² (161.1 kg/m ²)
Water depth:	15" (381 mm)
Water capacity:	57 gal (215.8 L)
Template:	Drop-in, 1042556-7, required, included
Minimum flat for door:	0" (0 mm)

Notes

Measure your actual product for rough-in details.

Install this product according to the installation instructions.

The hot water supply should be 70% of the capacity of the bath or greater. Installations will vary.