



Sunward®

5' Bath

K-1163-W1



Features

- End drain.
- Bask® heated surface creates spa-like relaxation with soothing warmth on your back, shoulders, and neck.
- Integral lumbar support and armrests for comfort.
- Textured bottom surface.
- 60" (1524 mm) x 42" (1067 mm) x 21" (533 mm)

Material

- Acrylic

Installation

- Drop-in or under-mount.

Recommended Accessories

K-11677 Bath Drain
K-1491 Bath/Whirlpool Pillow
K-1601 Bath/Whirlpool Footstop
K-576 Under-mount Install Kit
K-24916 Wireless Music Kit
K-37382 45" Rough-in Cable Bath Drain



Codes/Standards

CSA B45.5/IAPMO Z124
ASTM E162
ASTM E662
UL 1795
CSA C22.2 No. 218.2
Greenguard UL 2818 - Gold
CARB P2




KOHLER® One-Year Limited Warranty

See website for detailed warranty information.

Available Color/Finishes

Color tiles intended for reference only.

Color	Code	Description
-------	------	-------------

	0	White
	96	Biscuit
	47	Almond

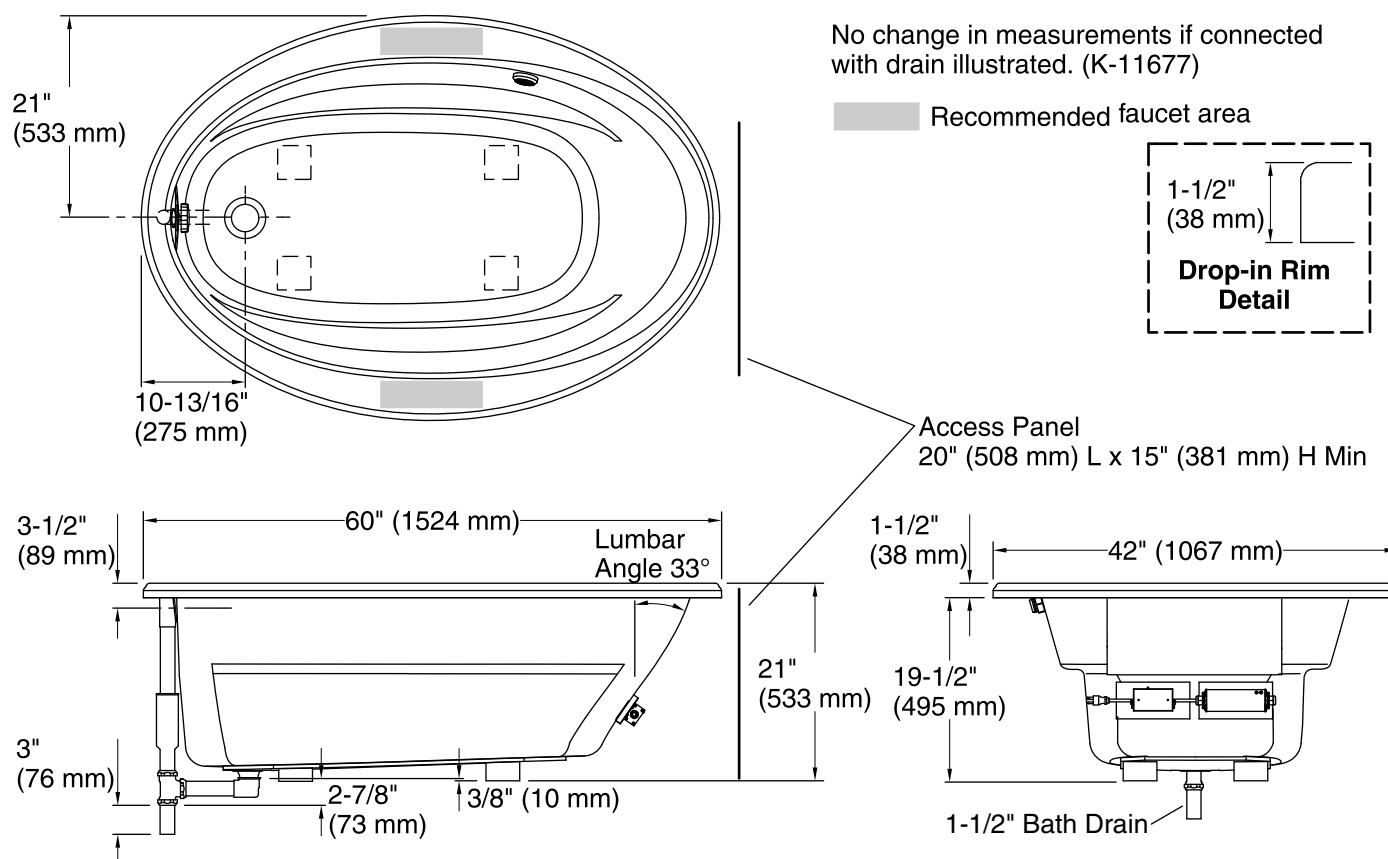
USA/Canada: 1-800-4KOHLER (1-800-456-4537)

Kohler Co. reserves the right to make revisions without notice to product specifications.

For the most current Specification Sheet, go to www.kohler.com.

1-13-2017 03:38

THE BOLD LOOK
OF **KOHLER®**



Required Electrical Service

One circuit required, protected with Class A Ground-Fault Circuit-Interrupter (GFCI) or Residual Current Device (RCD).

Heated Surface: 120 V, 15 A, 60 Hz

Technical Information

All product dimensions are nominal.

Installation: Drop-in, Under-mount

Drain location: End

Basin area, bottom: 43" x 21-9/16" (1092 mm x 548 mm)

Basin area, top: 53-1/2" x 32-1/8" (1359 mm x 816 mm)

Weight: 75 lbs (34 kg)

Minimum floor load: 33 lbs/ft² (161.1 kg/m²)

Water depth: 15" (381 mm)

Water capacity: 57 gal (215.8 L)

Template: Drop-in, 1042556-7, required, included

Electrical component rating: Heated Surface: 120 V, 0.5 A, 60 Hz, 65 W

Minimum flat for door: 0" (0 mm)

Notes

Measure your actual product for rough-in details.

Install this product according to the installation instructions.

The hot water supply should be 70% of the capacity of the bath or greater. Installations will vary.

Provide one grounded electrical outlet within 24" (610 mm) of each component.