



# Sunward® 6' BubbleMassage™ Bath K-1164-S1GW



## Features

- End drain.
- Bask® heated surface creates spa-like relaxation with soothing warmth on your back, shoulders, and neck.
- Integral lumbar support and armrests for comfort.
- Textured bottom surface.
- 72" (1829 mm) x 42" (1067 mm) x 20" (508 mm)

## Material

- Acrylic

## Hydrotherapy

- 120 BubbleMassage™ airjets.
- Zones of Control feature allows you to target massage to back, midsection, or feet.
- Automatic purge cycles remove residual water from air channels after use.
- Built-in 300 W heater.
- Lighted keypad control.

## Installation

- Drop-in

## Recommended Accessories

K-11677 Bath Drain  
K-1491 Bath/Whirlpool Pillow  
K-1601 Bath/Whirlpool Footstop  
K-24916 Wireless Music Kit



## Codes/Standards

ASME A112.19.7/CSA B45.10  
CSA B45.5/IAPMO Z124  
UL 1795  
Greenguard UL 2818 - Gold  
CARB P2




## KOHLER® One-Year Limited Warranty

See website for detailed warranty information.

## Available Color/Finishes

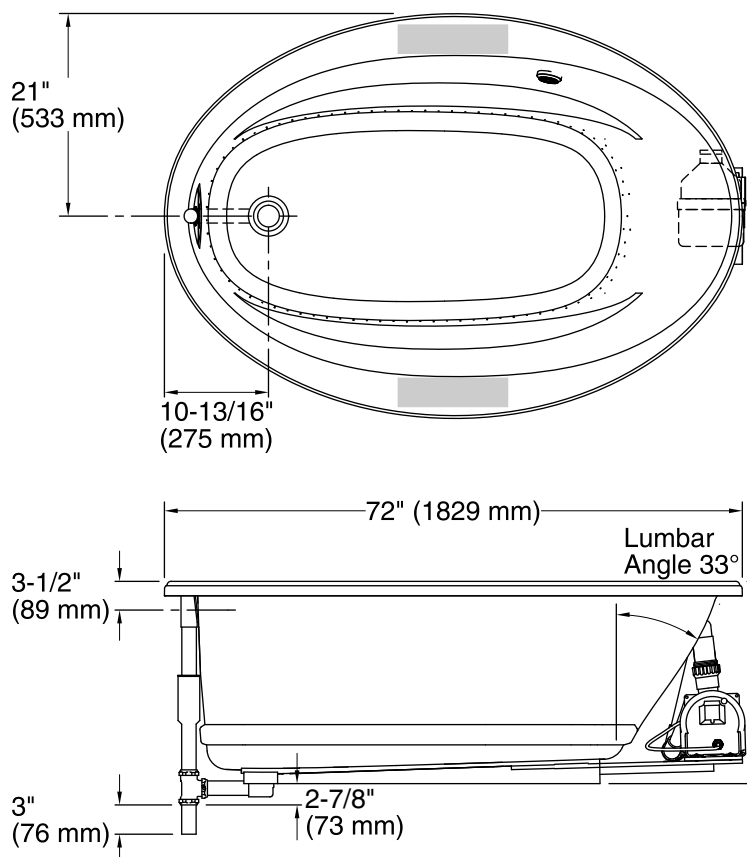
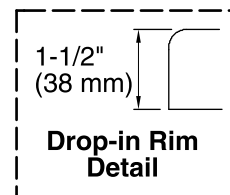
*Color tiles intended for reference only.*

Color	Code	Description
-------	------	-------------

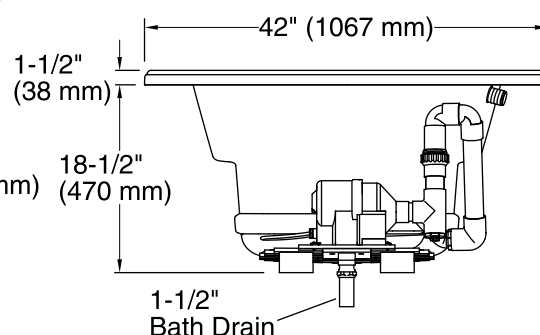
	0	White
	96	Biscuit
	47	Almond

No change in measurements if connected with drain illustrated. (K-11677)

Recommended faucet area



Blower/Control Access  
20" (508 mm) W x 15" (381 mm) H Min



### Required Electrical Service

One dedicated circuit required, protected with Class A Ground-Fault Circuit-Interrupter (GFCI) or Residual Current Device (RCD).

Blower, Heated      120 V, 15 A, 60 Hz  
Surface:

### Technical Information

All product dimensions are nominal.

Installation: Drop-in  
Drain location: End  
Basin area, bottom: 55-1/4" x 23-1/2" (1403 mm x 597 mm)  
Basin area, top: 64-1/2" x 32" (1638 mm x 813 mm)  
Weight: 122 lbs (55.3 kg)  
Minimum floor load: 36.8 lbs/ft² (179.7 kg/m²)  
Water depth: 15" (381 mm)  
Water capacity: 75 gal (283.9 L)  
Template: Drop-in, 1042557-7, required, included  
Electrical component rating: Blower: 120 V, 10 A, 60 Hz, 300 W  
Heated Surface: 120 V, 0.5 A, 60 Hz, 65 W  
Minimum flat for door: 0" (0 mm)

### Notes

Measure your actual product for rough-in details.

Install this product according to the installation instructions.

The hot water supply should be 70% of the capacity of the bath or greater. Installations will vary.

Provide one grounded electrical outlet within 24" (610 mm) of each component.

Remote blower installation kit K-1446 is available for relocating the blower. Provide access for servicing the blower.

Do not relocate or alter the PVC tee or coiled flexible tubing connected to the blower. Follow the blower relocation instructions exactly.