



Sunward®

6' Bath

K-1165-S1W



Features

- End drain.
- Bask® heated surface creates spa-like relaxation with soothing warmth on your back, shoulders, and neck.
- Integral lumbar support and armrests for comfort.
- Textured bottom surface.
- 72" (1829 mm) x 42" (1067 mm) x 20" (508 mm)

Material

- Acrylic

Installation

- Drop-in

Recommended Accessories

K-11677 Bath Drain
K-1491 Bath/Whirlpool Pillow
K-1601 Bath/Whirlpool Footstop
K-24916 Wireless Music Kit



Codes/Standards

CSA B45.5/IAPMO Z124
UL 1795
CSA C22.2 No. 218.2
Greenguard UL 2818 - Gold
CARB P2




KOHLER® One-Year Limited Warranty

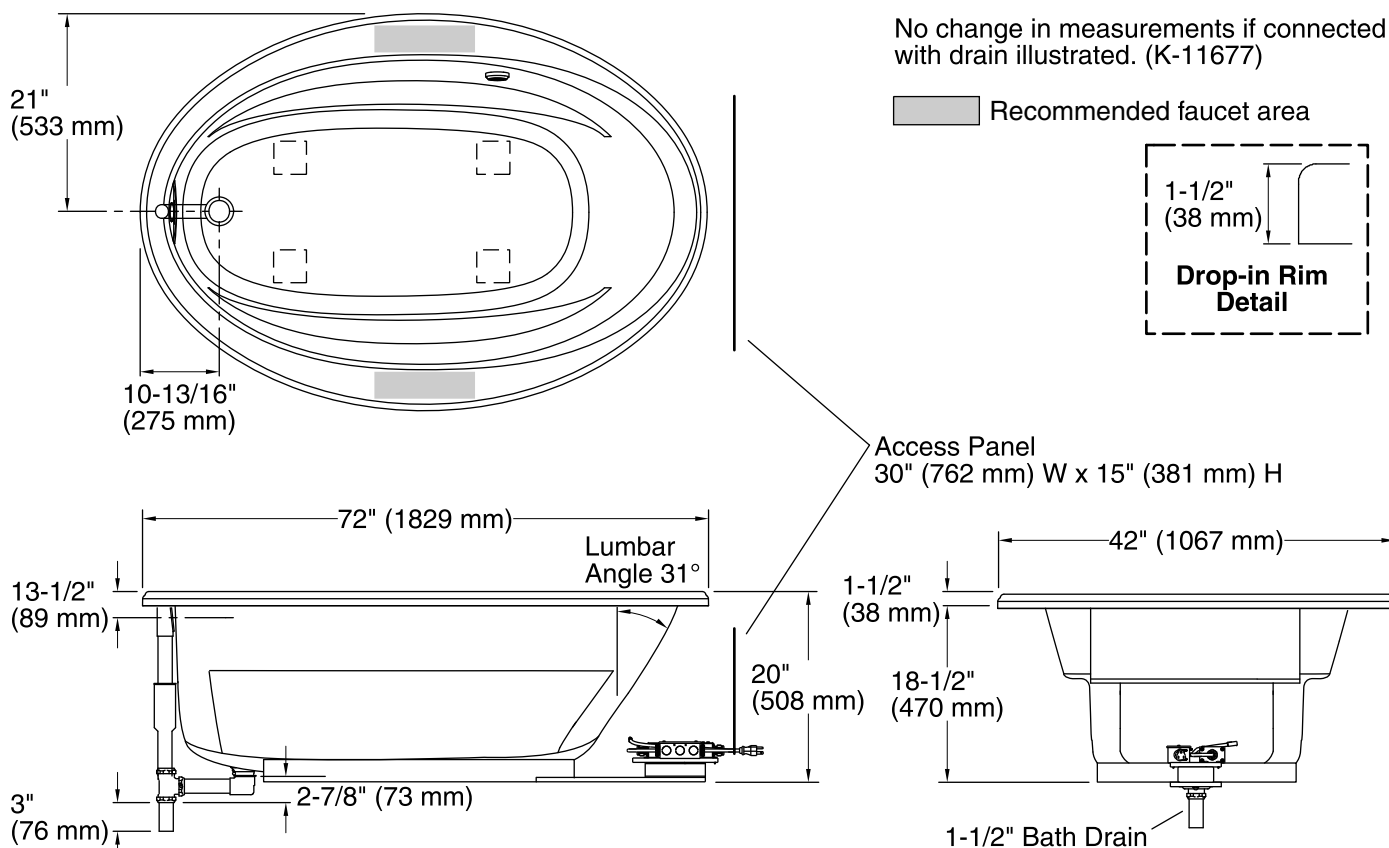
See website for detailed warranty information.

Available Color/Finishes

Color tiles intended for reference only.

Color	Code	Description
-------	------	-------------

	0	White
	96	Biscuit
	47	Almond



Required Electrical Service

One circuit required, protected with Class A Ground-Fault Circuit-Interrupter (GFCI) or Residual Current Device (RCD).

Heated Surface: 120 V, 15 A, 60 Hz

Technical Information

All product dimensions are nominal.

Installation:	Drop-in
Drain location:	End
Basin area, bottom:	55-1/4" x 23-1/2" (1403 mm x 597 mm)
Basin area, top:	64-1/2" x 32" (1638 mm x 813 mm)
Weight:	85 lbs (38.6 kg)
Minimum floor load:	35 lbs/ft ² (170.9 kg/m ²)
Water depth:	15" (381 mm)
Water capacity:	75 gal (283.9 L)
Template:	Drop-in, 1042557-7, required, included
Electrical component rating:	Heated Surface: 120 V, 0.5 A, 60 Hz, 65 W
Minimum flat for door:	0" (0 mm)

Notes

Measure your actual product for rough-in details.

Install this product according to the installation instructions.

The hot water supply should be 70% of the capacity of the bath or greater. Installations will vary.

Provide one grounded electrical outlet within 24" (610 mm) of each component.