



Underscore® 5' VibrAcoustic® BubbleMassage™ Bath K-1168-GVB



Features

- End drain.
- Slotted overflow for deep soaking.
- Integral lumbar support.
- 60" (1524 mm) x 32" (813 mm) x 21" (533 mm)

Material

- Acrylic

Hydrotherapy

- 122 BubbleMassage™ airjets.
- Variable-speed blower for adjusting hydromassage intensity.
- Automatic purge cycles remove residual water from air channels after use.
- Built-in 300 W heater.
- VibrAcoustic® technology emits sound waves and offers a surround sound experience.
- Six transducers and a control amplifier with 25' (7.6 m) of wiring.
- High-resolution color screen in polished chrome.

Installation

- Drop-in or under-mount.

Required Accessories

K-7271 Brass Slotted Overflow Bath Drain

or

K-7272 PVC Slotted Overflow Bath Drain

Recommended Accessories

1184460 Kit, UI Mounting

K-590 Under-mount Installation Kit



Codes/Standards

ASME A112.19.7/CSA B45.10

CSA B45.5/IAPMO Z124

ASTM E162

ASTM E662

UL 1795

Greenguard UL 2818 - Gold











CARB P2

KOHLER® One-Year Limited Warranty

See website for detailed warranty information.

Available Color/Finishes

Color tiles intended for reference only.

Color	Code	Description
	0	White
	96	Biscuit
	47	Almond
	NY	Dune
	95	Ice™ Grey
	G9	Sandbar
	33	Mexican Sand™
	K4	Cashmere
	58	Thunder™ Grey
	7	Black Black™

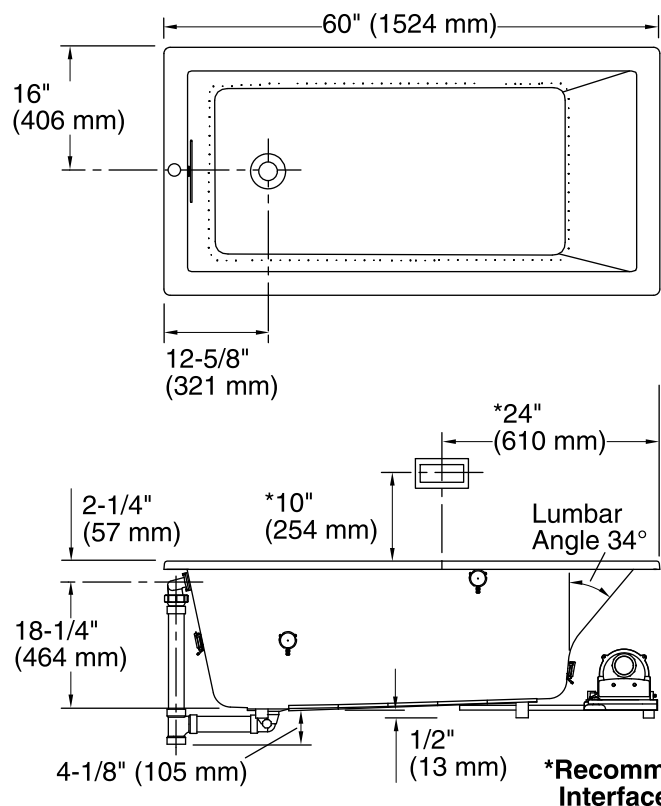
USA/Canada: 1-800-4KOHLER (1-800-456-4537)

Kohler Co. reserves the right to make revisions without notice to product specifications.

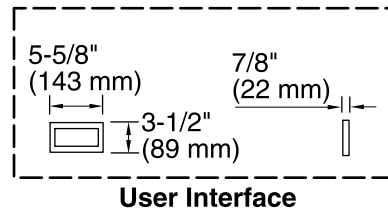
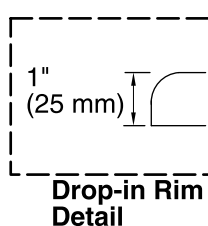
For the most current Specification Sheet, go to www.kohler.com.

12-20-2016 03:24

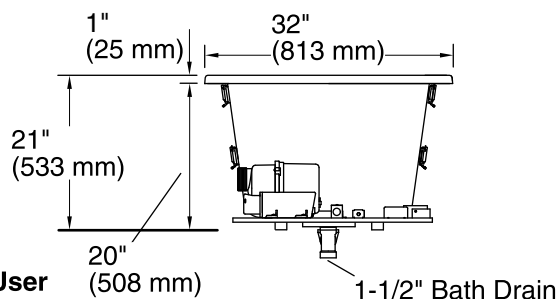
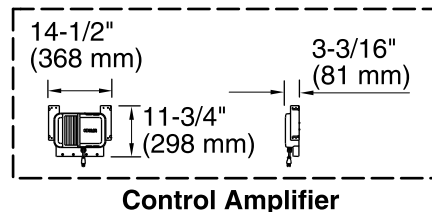
THE BOLD LOOK
OF **KOHLER**®



No change in measurement if connected with drain illustrated. (K-7272)



Control Access
30" (762 mm) W
x 15" (381 mm) H
Min



Required Electrical Service

One dedicated circuit required, protected with Class A Ground-Fault Circuit-Interrupter (GFCI) or Residual Current Device (RCD).

Blower, Amplifier: 120 V, 15 A, 60 Hz

Technical Information

All product dimensions are nominal.

Installation:	Drop-in, Under-mount
Drain location:	End
Basin area, bottom:	42" x 23-1/2" (1067 mm x 597 mm)
Basin area, top:	55-1/8" x 27-1/8" (1400 mm x 689 mm)
Weight:	110 lbs (49.9 kg)
Minimum floor load:	58.6 lbs/ft² (286.1 kg/m²)
Water depth:	17-1/8" (435 mm)
Water capacity:	81 gal (306.6 L)
Cutout:	Drop-in, 59-1/2" x 31-1/2" (1511 mm x 800 mm)
Electrical component rating:	Blower: 120 V, 10 A, 60 Hz, 300 W Amplifier: 120 V, 1.2 A, 50/60 Hz
Blower speed:	Variable
Minimum flat for door:	2" (51 mm)

Notes

Measure your actual product for rough-in details.

Install this product according to the installation instructions.

The hot water supply should be 70% of the capacity of the bath or greater. Installations will vary.

Provide one grounded electrical outlet within 24" (610 mm) of each component.

Control amplifier fits 16" (406 mm) center studs. 25' (7.6 m) cables are included.

One electrical service may be used for the entire bath and related electrical components.

Remote blower installation kit K-1446 is available for relocating the blower. Provide access for servicing the blower.

Do not relocate or alter the PVC tee or coiled flexible tubing connected to the blower. Follow the blower relocation instructions exactly.