



# Freewill® 45" x 37-1/4" Shower Stall K-12100-C



## Features

- Fold-up seat on right side.
- Molded-in floor pattern.
- 36" (914 mm) x 36" (914 mm) x 81-3/8" (2067 mm) inside finished dimensions.

## Recommended Accessories

K-9132 Shower Drain  
K-1665 Shower Light



ADA

## Codes/Standards

CSA B45.5/IAPMO Z124  
ASTM E162  
ASTM E662  
Greenguard UL 2818 - Gold  
ADA  
ICC/ANSI A117.1




## KOHLER® One-Year Limited Warranty

See website for detailed warranty information.

## Available Color/Finishes

*Color tiles intended for reference only.*

Color	Code	Description
-------	------	-------------

	0	White
	96	Biscuit
	47	Almond

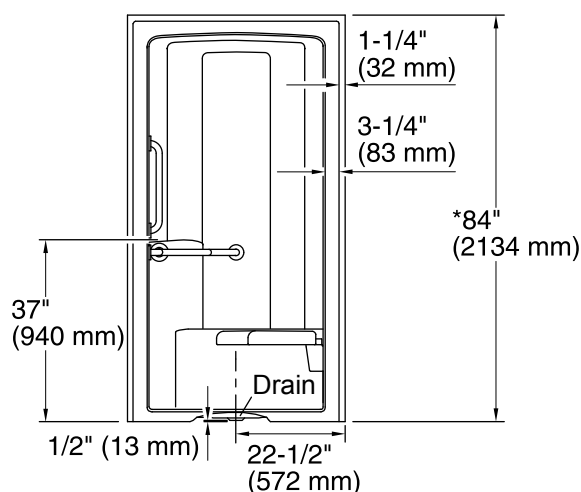
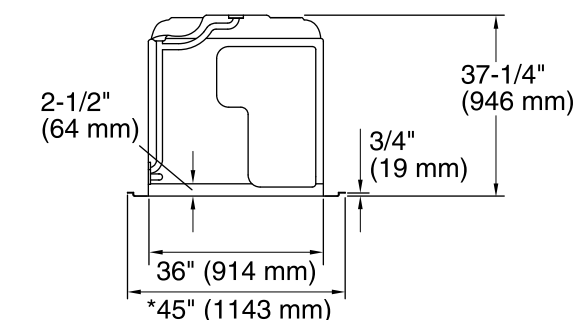
USA/Canada: 1-800-4KOHLER (1-800-456-4537)

Kohler Co. reserves the right to make revisions without notice to product specifications.

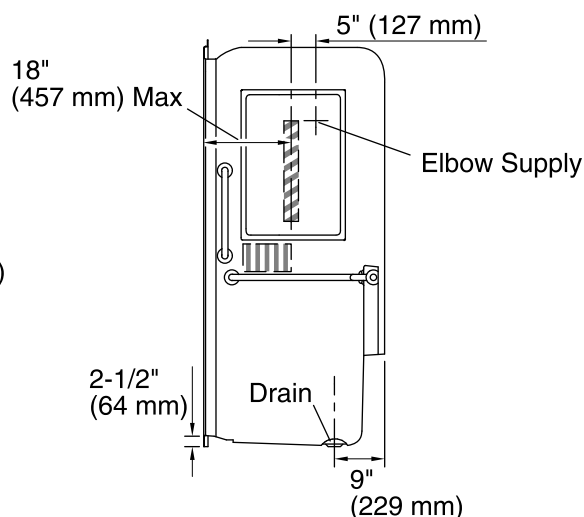
For the most current Specification Sheet, go to [www.kohler.com](http://www.kohler.com).

12-20-2016 03:32

THE BOLD LOOK  
OF **KOHLER**®



*Recess opening must be 45-1/4" (1149 mm) x 84-1/4" (2140 mm).	
	Represents control area for faucets
	Represents 24" (610 mm) wall mount slide bar.
	Represents clear floor space for 36" (914 mm) x 48" (1219 mm).



#### Technical Information

All product dimensions are nominal.

Installation: 3-Wall Alcove

Drain location: Center rear

Drain hole diameter: 3-3/8" (86 mm)

Weight: 170 lbs (77.1 kg)

Minimum flat for door: 0" (0 mm)

#### Notes

Measure your actual product for rough-in details.

Install this product according to the installation instructions.

Stud opening tolerance + 1/4" (6 mm).

When fire rated construction is specified, dimensions are to the inside of the fire-rated wall.

For increased accessibility, utilize "pit" installation as detailed in installation guide.

Some shimming between stud frame and fixture may be required.

For optimum accessibility, specify faucets and fittings to install and operate within the control area shown.

The fixture is not drilled for supply fittings.

Shimming may be required to level the fixture.

ADA compliant when installed to the specific requirements of these regulations.