



Freewill® Barrier-free Shower Stall K-12111-C



Recommended Accessories

K-1665 Shower Light
K-9132 Shower Drain



Codes/Standards




CSA B45.5/IAPMO Z124
ASTM E162
ASTM E662
Greenguard UL 2818 - Gold

See website for detailed warranty information.



Available Color/Finishes

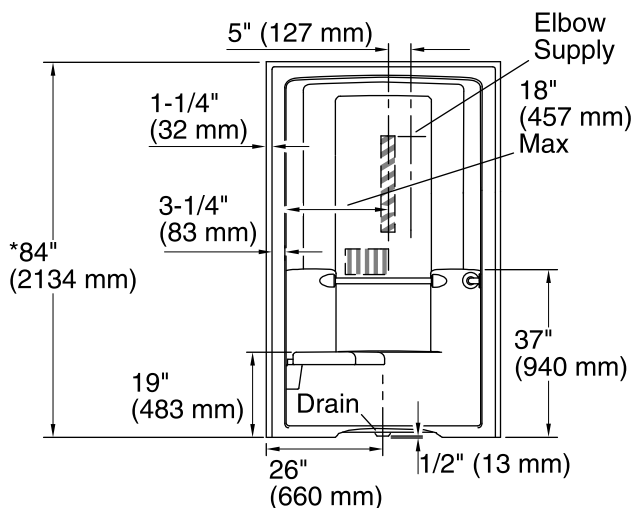
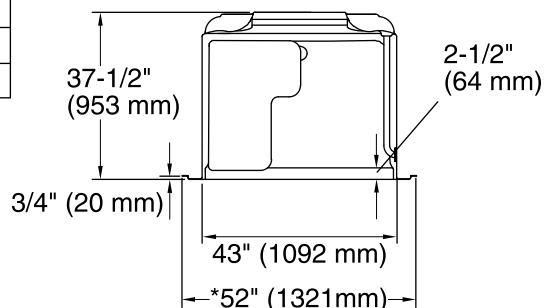
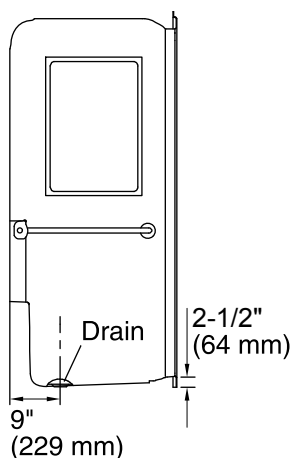
Color tiles intended for reference only.

Color	Code	Description
-------	------	-------------

	0	White
	96	Biscuit
	47	Almond

*Recess opening must be 52-1/4" (1327 mm) x 84-1/4" (2140 mm).

	Represents control area for faucets
	Represents 24" (610 mm) wall mount slide bar.



Technical Information

All product dimensions are nominal.

Drain location: Center rear

Drain hole diameter: 3-3/8" (86 mm)

Weight: 200 lbs (90.7 kg)

Minimum flat for door: 2-1/2" (64 mm)

Notes

Measure your actual product for rough-in details.

Install this product according to the installation instructions.

Measure your actual product for roughing-in details.

For increased accessibility, utilize "pit" installation as detailed in instructions.

For optimum accessibility, specify faucets and fittings to install and operate within the control area shown.

The fixture is not drilled for supply fittings.

Stud opening tolerance is + 1/4" (6 mm), - 0" (0 mm).

Shimming may be required to level the fixture.

Shimming between stud frame and fixture may be required.

When fire rated construction is specified, dimensions are to the inside of the fire-rated wall.