



Mariposa® 5.5' VibrAcoustic® Bath K-1224-VBLAW



Features

- Integral flange.
- Left drain.
- Bask® heated surface creates spa-like relaxation with soothing warmth on your back, shoulders, and neck.
- VibrAcoustic® technology emits sound waves and offers a surround sound experience.
- Six transducers and a control amplifier with 25' (7.6 m) of wiring.
- High-resolution color screen in polished chrome.
- Integral lumbar support and armrests for comfort.
- Integral apron with removable access panel.
- Textured bottom surface.
- 66" (1676 mm) x 36" (914 mm) x 21-1/4" (540 mm)

Material

- Acrylic

Installation

- Alcove

Required Accessories

K-7271 Brass Slotted Overflow Bath Drain

or

K-7272 PVC Slotted Overflow Bath Drain

Recommended Accessories

1184460 Kit, UI Mounting

K-1234 Apron

K-1491 Bath/Whirlpool Pillow

K-1601 Bath/Whirlpool Footstop

K-7161-AF Bath Drain

K-7213 27" Cable Bath Drain

K-7214 27" Cable Bath Drain

K-7259 Clearflo Bath Drain

K-37380 30" Rough-in Cable Bath Drain

K-37383 30" Rough-in Cable Bath Drain



Codes/Standards

CSA B45.5/IAPMO Z124

ASTM E162

ASTM E662

UL 1795

CSA C22.2 No. 218.2

Greenguard UL 2818 - Gold






CARB P2

KOHLER® One-Year Limited Warranty

See website for detailed warranty information.

Available Color/Finishes

Color tiles intended for reference only.

Color	Code	Description
	0	White
	96	Biscuit
	47	Almond
	NY	Dune
	G9	Sandbar

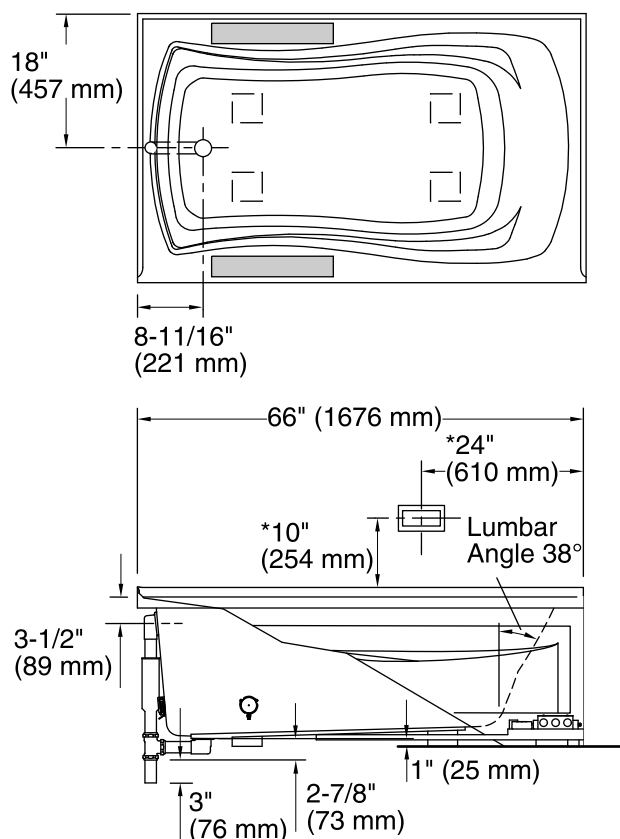
USA/Canada: 1-800-4KOHLER (1-800-456-4537)

Kohler Co. reserves the right to make revisions without notice to product specifications.

For the most current Specification Sheet, go to www.kohler.com.

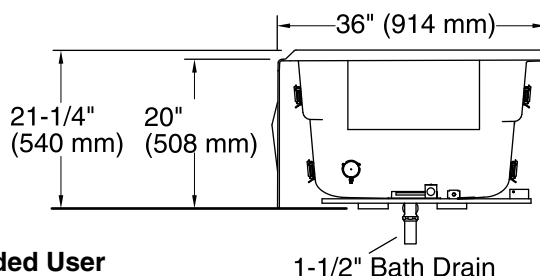
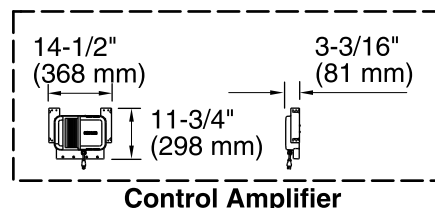
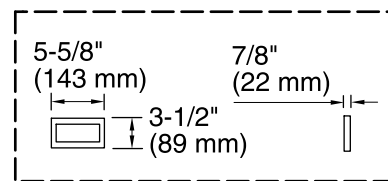
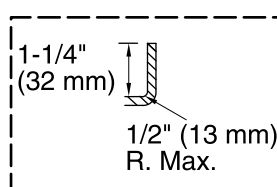
11-21-2016 02:20

THE BOLD LOOK
OF **KOHLER**®



No change in measurements if connected with drain illustrated. (K-7161-AF)

Recommended faucet area.



Required Electrical Service

One circuit required, protected with Class A Ground-Fault Circuit-Interrupter (GFCI) or Residual Current Device (RCD).

Amplifier, Heated Surface: 120 V, 15 A, 50/60 Hz

Technical Information

All product dimensions are nominal.

Installation: 3-Wall Alcove

Drain location: Left

Basin area, bottom: 48" x 24" (1219 mm x 610 mm)

Basin area, top: 59" x 30" (1499 mm x 762 mm)

Weight: 91 lbs (41.3 kg)

Minimum floor load: 41 lbs/ft² (200.2 kg/m²)

Water depth: 14" (356 mm)

Water capacity: 67 gal (253.6 L)

Electrical component rating:
 Amplifier: 120 V, 50/60 Hz, 15 W
 Heated Surface: 120 V, 0.5 A, 50/60 Hz, 65 W

Minimum flat for door: 1-15/16" (49 mm)

Notes

Measure your actual product for rough-in details.

Install this product according to the installation instructions.

The hot water supply should be 70% of the capacity of the bath or greater. Installations will vary.

Provide one grounded electrical outlet within 24" (610 mm) of each component.

If installing a rim-mount faucet, make sure there is no interference with drain overflow before drilling any holes. Consult local and national codes for minimum air gap requirements if installing a spout on the faucet deck.

Control amplifier fits 16" (406 mm) center studs. 25' (7.6 m) cables are included.