



Features

- Integral flange.
- Left drain.
- Integral lumbar support and armrests for comfort.
- Bask® heated surface creates spa-like relaxation with soothing warmth on your back, shoulders, and neck.
- Textured bottom surface.
- Integral apron with removable access panel.
- 66" 1676 mm) x 36" (914 mm) x 20" (508 mm)

Material

- Acrylic

Installation

- Alcove

Recommended Accessories

K-7161-AF Bath Drain
K-24916 Wireless Music Kit
K-37380 30" Rough-in Cable Bath Drain
K-37383 30" Rough-in Cable Bath Drain



Codes/Standards

CSA B45.5/IAPMO Z124
ASTM E162
ASTM E662
UL 1795
CSA C22.2 No. 218.2
Greenguard UL 2818 - Gold
CARB P2

KOHLER® One-Year Limited Warranty

See website for detailed warranty information.

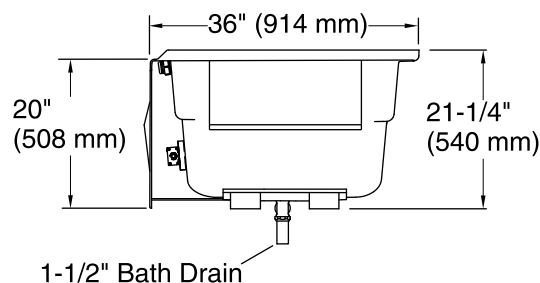
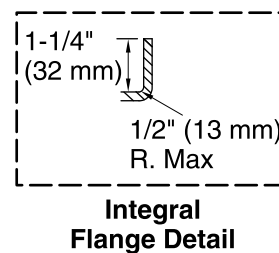
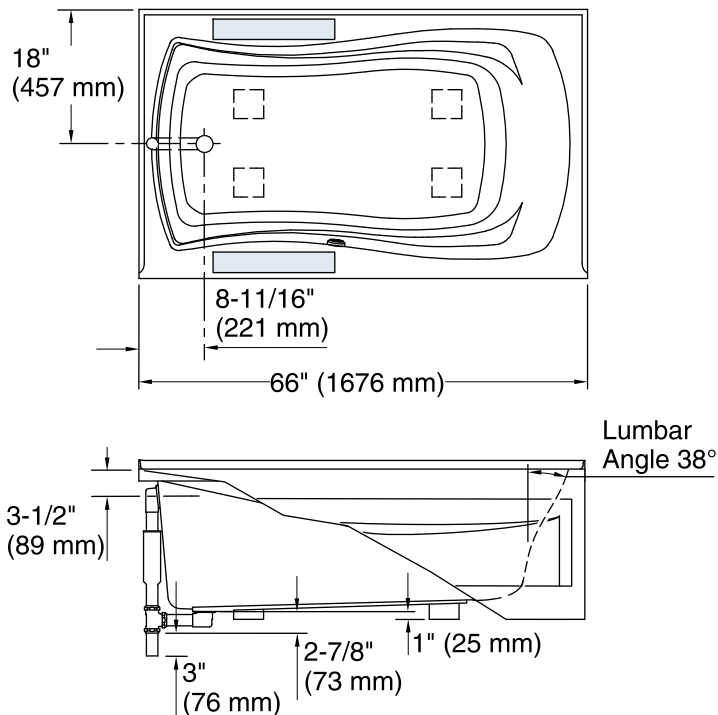
Available Color/Finishes

Color tiles intended for reference only.

Color	Code	Description
	0	White
	96	Biscuit
	47	Almond
	NY	Dune
	G9	Sandbar

No change in measurements if connected with drain illustrated. (K-7161-AF)

 Recommended faucet area.



Required Electrical Service

One circuit required, protected with Class A Ground-Fault Circuit-Interrupter (GFCI) or Residual Current Device (RCD).

Heated Surface: 120 V, 15 A

Technical Information

All product dimensions are nominal.

Installation: 3-Wall Alcove

Drain location: Left

Basin area, bottom: 48" x 24" (1219 mm x 610 mm)

Basin area, top: 59" x 30" (1499 mm x 762 mm)

Weight: 65 lbs (29.5 kg)

Minimum floor load: 39 lbs/ft² (190.4 kg/m²)

Water depth: 14" (356 mm)

Water capacity: 67 gal (253.6 L)

Cutout: Drop-in, 58" x 34" (1473 mm x 864 mm)

Electrical component rating: Heated Surface: 120 V, 0.5 A, 60 Hz, 65 W

Minimum flat for door: 1-15/16" (49 mm)

Notes

Measure your actual product for rough-in details.

Install this product according to the installation instructions.

The hot water supply should be 70% of the capacity of the bath or greater. Installations will vary.

Provide one grounded electrical outlet within 24" (610 mm) of each component.