



# Mariposa® 5' BubbleMassage™ Bath K-1239-GRA



## Features

- Integral flange.
- Right drain.
- Integral lumbar support and armrests for comfort.
- Integral apron with removable access panel.
- Textured bottom surface.
- 60" (1524 mm) x 36" (914 mm) x 20" (508 mm)

## Material

- Acrylic

## Hydrotherapy

- 120 BubbleMassage™ airjets.
- Automatic purge cycles remove residual water from air channels after use.
- Built-in 300 W heater.
- Variable-speed blower for adjusting hydromassage intensity.
- Keypad control.

## Installation

- Alcove

## Recommended Accessories

K-1446 Remote Installation Kit  
K-1491 Bath/Whirlpool Pillow  
K-1601 Bath/Whirlpool Footstop  
K-7166-AF Bath Drain  
K-24916 Wireless Music Kit  
K-37380 30" Rough-in Cable Bath Drain  
K-37383 30" Rough-in Cable Bath Drain



## Codes/Standards






ASME A112.19.7/CSA B45.10  
CSA B45.5/IAPMO Z124  
ASTM E162  
ASTM E662  
UL 1795  
Greenguard UL 2818 - Gold  
CARB P2

## KOHLER® One-Year Limited Warranty

See website for detailed warranty information.

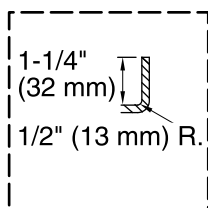
## Available Color/Finishes

*Color tiles intended for reference only.*

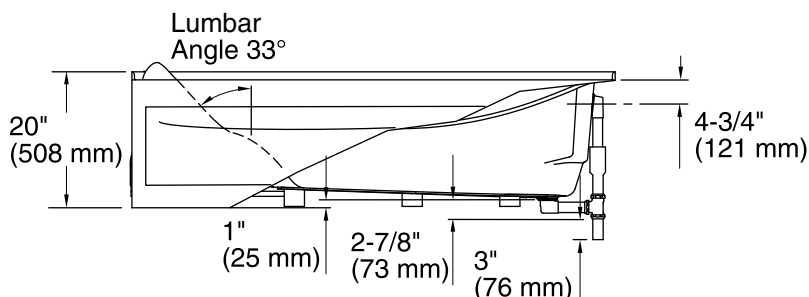
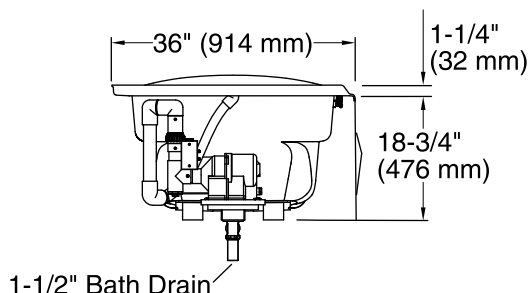
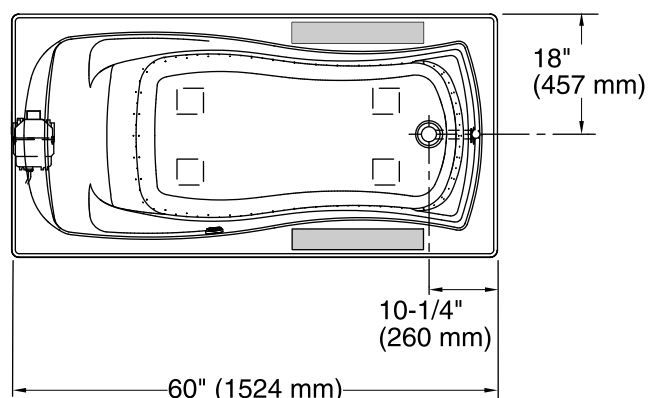
| Color  | Code | Description |
|--|------|-------------|
|  | 0    | White       |
|  | 96   | Biscuit     |
|  | 47   | Almond      |
|  | NY   | Dune        |
|  | G9   | Sandbar     |

No change in measurements if connected with drain illustrated. (K-7166-AF)

 Recommended faucet area.



**Integral Flange Detail**



### Required Electrical Service

One dedicated circuit required, protected with Class A Ground-Fault Circuit-Interrupter (GFCI) or Residual Current Device (RCD).

Blower: 120 V, 15 A, 60 Hz

### Technical Information

All product dimensions are nominal.

Installation: 3-Wall Alcove

Drain location: Right

Basin area, bottom: 46" x 24" (1168 mm x 610 mm)

Basin area, top: 54" x 27" (1372 mm x 686 mm)

Weight: 109 lbs (49.4 kg)

Minimum floor load: 44 lbs/ft<sup>2</sup> (214.8 kg/m<sup>2</sup>)

Water depth: 14" (356 mm)

Water capacity: 63 gal (238.5 L)

Electrical component rating: Blower: 120 V, 10 A, 60 Hz, 300 W

Blower speed: Variable

Minimum flat for door: 2" (50 mm)

### Notes

Measure your actual product for rough-in details.

Install this product according to the installation instructions.

The hot water supply should be 70% of the capacity of the bath or greater. Installations will vary.

Provide one grounded electrical outlet within 24" (610 mm) of each component.

Remote blower installation kit K-1446 is available for relocating the blower. Provide access for servicing the blower.

Do not relocate or alter the PVC tee or coiled flexible tubing connected to the blower. Follow the blower relocation instructions exactly.