



Mariposa®

6' Bath
K-1259-RW



Features

- Integral flange.
- Right drain.
- Bask® heated surface creates spa-like relaxation with soothing warmth on your back, shoulders, and neck.
- Integral lumbar support and armrests for comfort.
- Textured bottom surface.
- 72" (1829 mm) x 36" (914 mm) x 20" (508 mm)

Material

- Acrylic

Installation

- Alcove

Recommended Accessories

K-1283 Apron
K-1491 Bath/Whirlpool Pillow
K-7166-AF Bath Drain
K-24916 Wireless Music Kit
K-37382 45" Rough-in Cable Bath Drain



Codes/Standards






CSA B45.5/IAPMO Z124
ASTM E162
ASTM E662
UL 1795
Greenguard UL 2818 - Gold
CARB P2

KOHLER® One-Year Limited Warranty

See website for detailed warranty information.

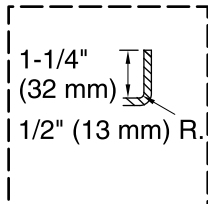
Available Color/Finishes

Color tiles intended for reference only.

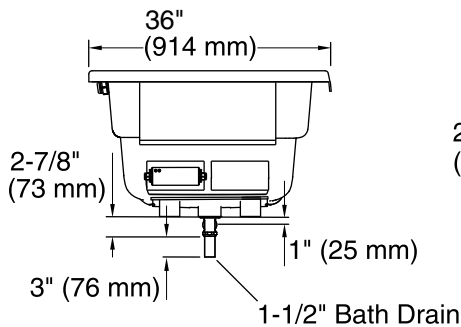
Color	Code	Description
	0	White
	96	Biscuit
	47	Almond
	NY	Dune
	G9	Sandbar

No change in measurements if connected with drain illustrated. (K-7166-AF)

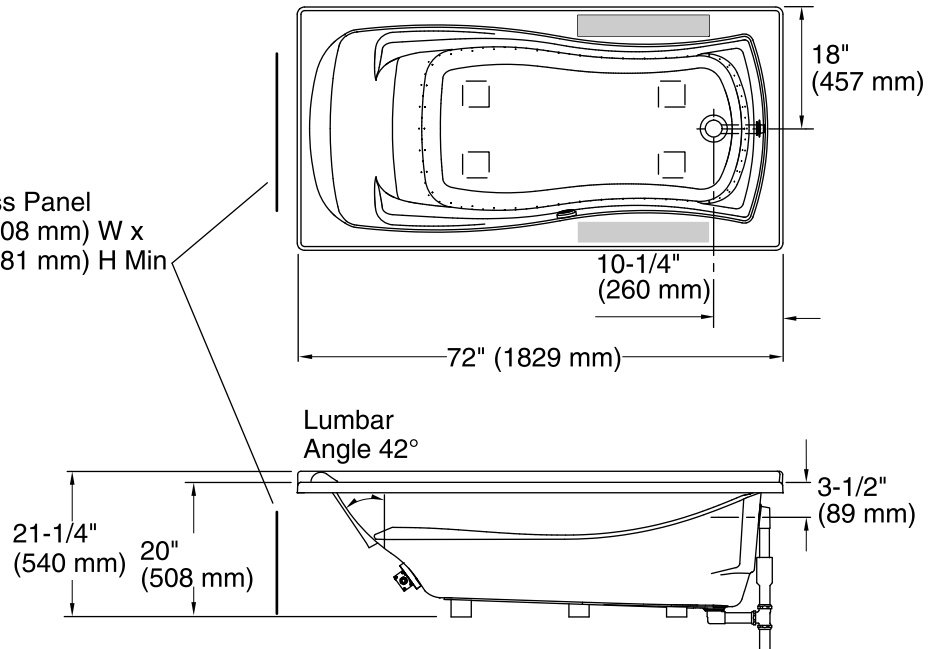
Recommended faucet area



Integral Flange Detail



Access Panel
20" (508 mm) W x
15" (381 mm) H Min



Notes

Measure your actual product for rough-in details.

Install this product according to the installation instructions.

The hot water supply should be 70% of the capacity of the bath or greater. Installations will vary.

Provide one grounded electrical outlet within 24" (610 mm) of each component.

Required Electrical Service

One circuit required, protected with Class A Ground-Fault Circuit-Interrupter (GFCI) or Residual Current Device (RCD).

Heated Surface: 120 V, 15 A

Technical Information

All product dimensions are nominal.

Installation: 3-Wall Alcove

Drain location: Right

Basin area, bottom: 50" x 24" (1270 mm x 610 mm)

Basin area, top: 65" x 27" (1651 mm x 686 mm)

Weight: 77 lbs (34.9 kg)

Minimum floor load: 39.1 lbs/ft² (190.9 kg/m²)

Water depth: 14" (356 mm)

Water capacity: 72 gal (272.5 L)

Electrical component rating: Heated Surface: 120 V, 0.5 A, 60 Hz, 65 W

Minimum flat for door: 2-1/8" (54 mm)