

### Features

- Brass construction.
- Brass valve bodies.
- Quarter-turn washerless ceramic disc valves.
- For 8" (203 mm) centers.
- Matching finish sidespray.
- 8-5/8" (219 mm) spout reach.
- Rotating spout.
- Lever handles.
- Lower flow aerator options are available (refer to the Kohler Price Book).
- 2.2 gal/min (8.3 l/min) maximum flow rate [max at 60 psi (4.14 bar)].

### Optional Accessories

9637  
9657  
77619 Deep Rough-in Kit  
1011402 SD Spray Deep Rough-in Kit



ADA

CSA B651

OBC

### Codes/Standards




ASME A112.18.1/CSA B125.1  
NSF 61  
NSF 372  
All applicable US Federal and State material regulations  
DOE - Energy Policy Act 1992  
ADA  
ICC/ANSI A117.1  
CSA B651  
OBC

### KOHLER® Faucet Lifetime Limited Warranty

See website for detailed warranty information.

### Available Color/Finishes

*Color tiles intended for reference only.*

Color	Code	Description
	CP	Polished Chrome
	PB	Vibrant® Polished Brass
	BN	Vibrant® Brushed Nickel

## Antique Kitchen Sink Faucet K-158-4



**Spout:**

Handle clearance: 3" (76 mm)

Flow rate: 2.2 gal/min (8.3 l/min)

Pressure: 60 psi (4.1 bar)

Install this product according to the installation guide.

ADA, OBC, CSA B651 compliant when installed to the specific requirements of these regulations.