



Chesapeake™
Wall-Mount Bathroom Sink
K-1729

Features

- Ledge-back
- With hanger.
- With overflow.
- Drilled for concealed arm carrier.
- 4 " (102 mm) centers.
- 20 " (508 mm) x 18-1/4 " (464 mm)

Material

- Vitreous china.

Installation

- Wall-mount installation.

Recommended Accessories

K-8998 P-Trap

Components

Additional included component/s: Hanger (2 Required).



ADA

Codes/Standards

ASME A112.19.2/CSA B45.1

ADA




ICC/ANSI A117.1

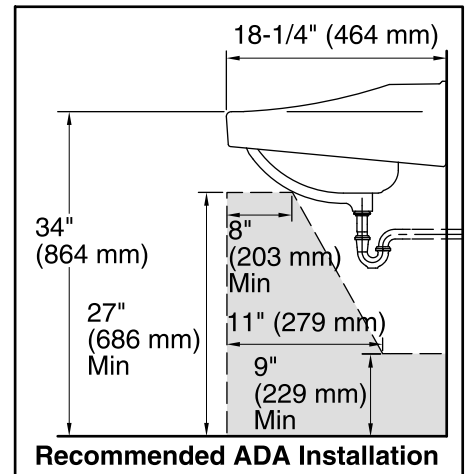
See website for detailed warranty information.

Available Color/Finishes

Color tiles intended for reference only.

Color Code Description

	0	White
	96	Biscuit
	47	Almond



ADA compliant when installed to the specific requirements of these regulations.