

Features

- Integral tile-in flange.
- Easy-to-clean surface.
- One-piece construction.
- For new construction or complete remodel of tiled showers only.
- Four integral shelves.

Material

- Acrylic



Codes/Standards











None Applicable

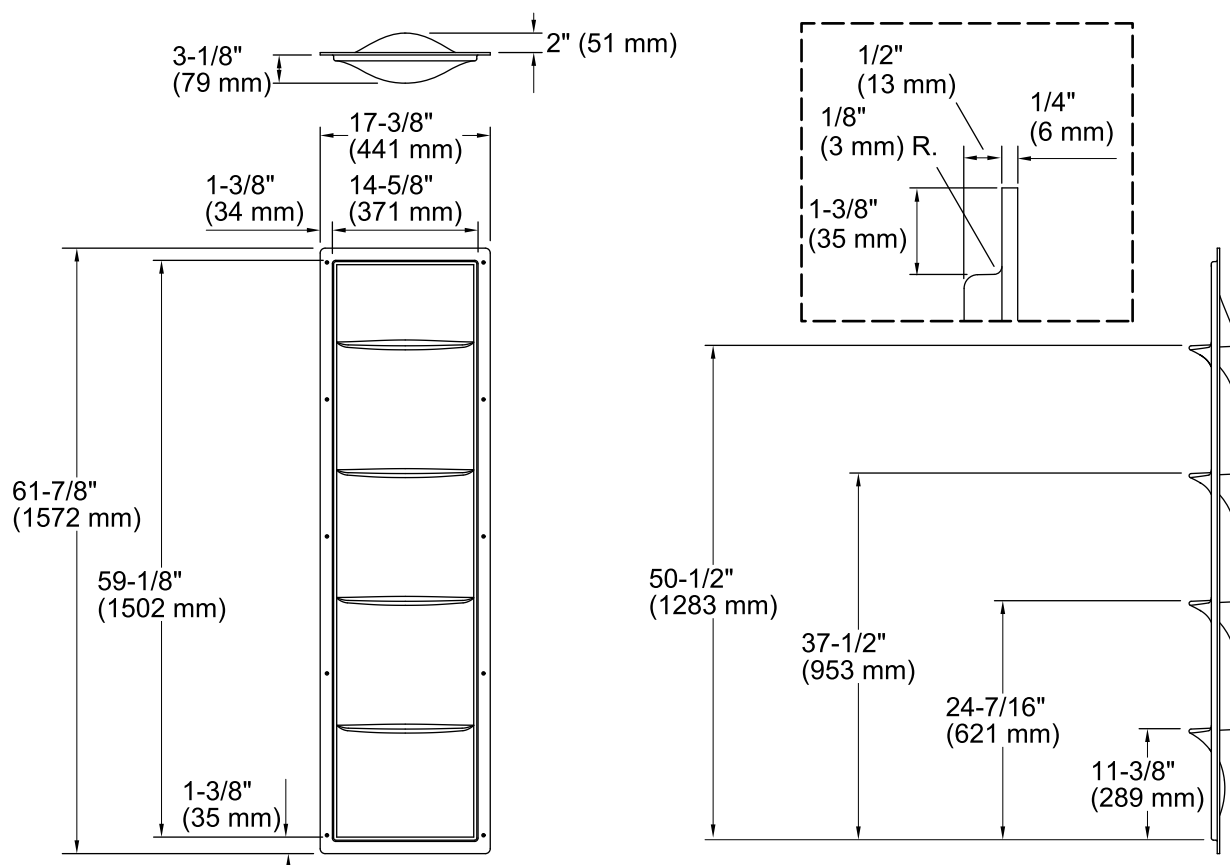
KOHLER® One-Year Limited Warranty

See website for detailed warranty information.

Available Color/Finishes

Color tiles intended for reference only.

Color	Code	Description
	0	White
	96	Biscuit
	47	Almond
	NY	Dune
	95	Ice™ Grey
	G9	Sandbar
	33	Mexican Sand™
	K4	Cashmere
	58	Thunder™ Grey
	7	Black Black™



Technical Information

All product dimensions are nominal.

Notes

Install this product according to the installation guide.

IMPORTANT! This product is for new construction or complete remodel (down to the stud framing) of tiled showers only. Do not install this product to plastic walls or any other material besides tile.

Shimming may be required to create an even transition from the wall material to the unit.

Placement of unit must be determined in advance. Installation requires double studs at the desired location.

Product protrudes into the pocket stud. The intended pocket stud should be free of plumbing, wiring, or other obstructions.