



## Park Falls™

Utility Sink  
K-19022-2

### Features

- Fits minimum 21-inch base cabinet if installed as top-mount.
- Fits minimum 24-inch base cabinet if installed as under-mount.
- Single bowl.
- 12-1/2-inch depth.
- 2 faucet holes (-2).
- Includes cutout templates.

### Material

- KOHLER enameled cast iron.

### Installation

- Top-mount or Under-mount installation.

### Recommended Accessories

K-9000 P-Trap

### Optional Accessories

K-8801 Sink Strainer









### Codes/Standards

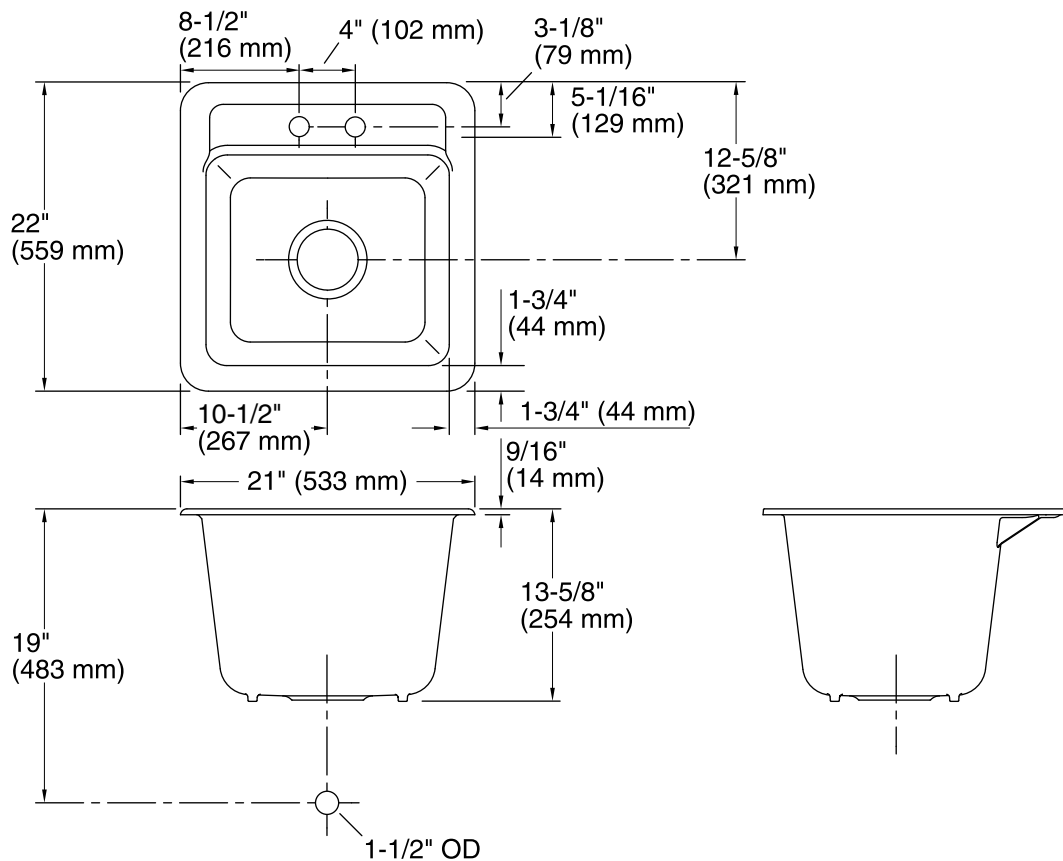
ASME A112.19.1/CSA B45.2

See website for detailed warranty information.

### Available Color/Finishes

*Color tiles intended for reference only.*

Color	Code	Description
	0	White
	FF	Sea Salt™
	96	Biscuit
	47	Almond
	95	Ice™ Grey
	7	Black Black™



### Technical Information

All product dimensions are nominal.

Bowl configuration: Single

Installation: Top-mount, Under-mount

Bowl area (Only)

- Length: 17-1/2" (445 mm)
- Width: 15-3/16" (386 mm)
- Bowl depth: 12-1/2" (318 mm)
- Water depth: 12-1/2" (318 mm)

Number of deck holes: 2

Faucet hole(s): 1-3/8" (35 mm)

Drain hole: 3-7/8" (98 mm)

Template: 1079985-7, required, included

### Notes

Install this product according to the installation instructions.