



# Archer® 5.5' BubbleMassage™ Bath K-1949-GW



## Features

- End drain.
- Slotted overflow for deep soaking.
- Bask® heated surface creates spa-like relaxation with soothing warmth on your back, shoulders, and neck.
- Integral lumbar support and armrests for comfort.
- Coordinates with other products in the Archer® collection.
- 66" (1676 mm) x 32" (813 mm) x 19" (483 mm)

## Material

- Acrylic

## Hydrotherapy

- 120 BubbleMassage™ airjets.
- Automatic purge cycles remove residual water from air channels after use.
- Built-in 300 W heater.
- Lighted keypad control.

## Installation

- Drop-in

## Required Accessories

K-7271 Brass Slotted Overflow Bath Drain

or

K-7272 PVC Slotted Overflow Bath Drain

## Recommended Accessories

K-1446 Remote Installation Kit

K-24916 Wireless Music Kit



ADA

## Codes/Standards

ASME A112.19.7/CSA B45.10

CSA B45.5/IAPMO Z124

UL 1795

CSA C22.2 No. 218.2

Greenguard UL 2818 - Gold

ADA

ICC/ANSI A117.1










CARB P2

## KOHLER® One-Year Limited Warranty

See website for detailed warranty information.

## Available Color/Finishes

*Color tiles intended for reference only.*

| Color  | Code | Description   |
|--|------|---------------|
|  | 0    | White         |
|  | 96   | Biscuit       |
|  | 47   | Almond        |
|  | NY   | Dune          |
|  | 95   | Ice™ Grey     |
|  | G9   | Sandbar       |
|  | 33   | Mexican Sand™ |
|  | K4   | Cashmere      |
|  | 58   | Thunder™ Grey |

USA/Canada: 1-800-4KOHLER (1-800-456-4537)

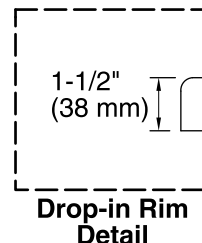
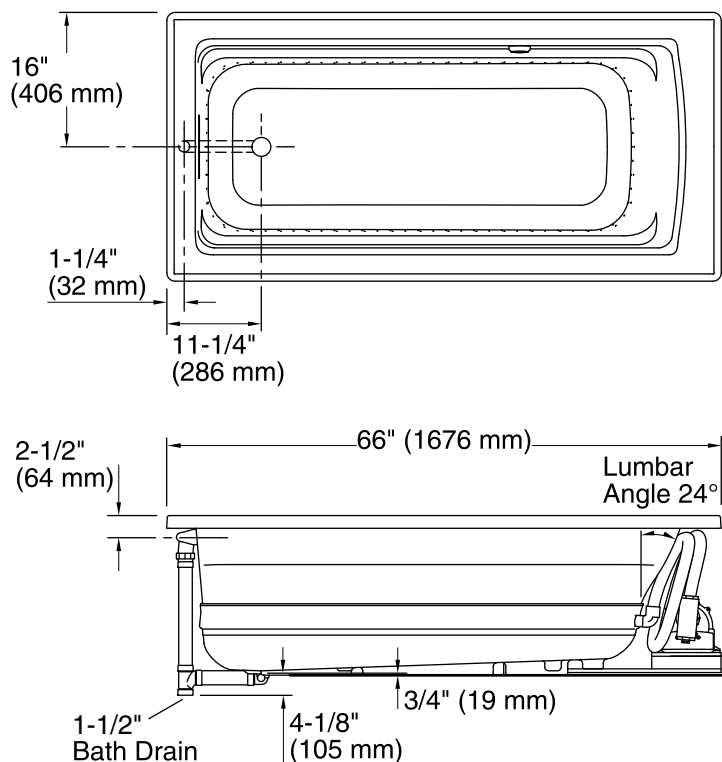
Kohler Co. reserves the right to make revisions without notice to product specifications.

For the most current Specification Sheet, go to [www.kohler.com](http://www.kohler.com).

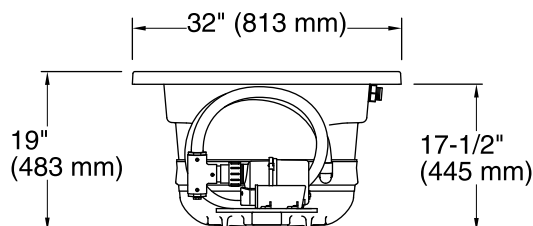
12-20-2016 04:28

THE BOLD LOOK  
OF **KOHLER**®

No change in measurements if connected with drain illustrated. (K-7271 or K-7272)



Blower Motor Access  
20" (508 mm) W x 15" (381 mm) H



### Required Electrical Service

One dedicated circuit required, protected with Class A Ground-Fault Circuit-Interrupter (GFCI) or Residual Current Device (RCD).

Blower, Heated 120 V, 15 A, 60 Hz  
Surface:

### Technical Information

All product dimensions are nominal.

|                              |  |
|------------------------------|--|
| Installation:                | Drop-in  |
| Drain location:              | End  |
| Basin area, bottom:          | 50-3/8" x 19-5/8" (1280 mm x 498 mm)   |
| Basin area, top:             | 57-5/16" x 24-1/16" (1456 mm x 611 mm)   |
| Weight:                      | 95 lbs (43.1 kg)   |
| Minimum floor load:          | 45.7 lbs/ft² (223.1 kg/m²)   |
| Water depth:                 | 15-5/16" (389 mm)  |
| Water capacity:              | 66 gal (249.8 L)   |
| Cutout:                      | Drop-in, 64-1/2" x 30-1/2" (1638 mm x 775 mm)                                  |
| Electrical component rating: | Blower: 120 V, 10 A, 60 Hz, 300 W<br>Heated Surface: 120 V, 0.5 A, 60 Hz, 65 W |

### Notes

Measure your actual product for rough-in details.

Install this product according to the installation instructions.

The hot water supply should be 70% of the capacity of the bath or greater. Installations will vary.

Provide one grounded electrical outlet within 24" (610 mm) of each component.

This product is designed for drop-in installation only. It is not suited for use in a three-wall alcove with an overhead shower.

Remote blower installation kit K-1446 is available for relocating the blower. Provide access for servicing the blower.

Do not relocate or alter the PVC tee or coiled flexible tubing connected to the blower. Follow the blower relocation instructions exactly.

ADA compliant when installed to the specific requirements of these regulations.