



Features

- Center drain.
- Spacious shape and extra deep bathing well accommodate up to two bathers.
- Two integral corner seats at 6-3/4" (171 mm) and 11-7/8" (302 mm) from bath floor.
- VibrAcoustic® technology emits sound waves and offers a surround sound experience.
- Six transducers and a control amplifier with 25' (7.6 m) of wiring.
- High-resolution color screen in polished chrome.
- Integral lumbar support.
- 48" (1219 mm) x 48" (1219 mm) x 34" (864 mm)

Material

- Acrylic

Hydrotherapy

- 122 BubbleMassage™ airjets.
- Variable-speed blower for adjusting hydromassage intensity.
- Built-in 300 W heater.
- Automatic purge cycles remove residual water from air channels after use.

Installation

- Drop-in or under-mount.

Required Accessories

K-8134 Bath cable drain trim
K-8150 Cube Cable Drain

Recommended Accessories

1184460 Kit, UI Mounting



Codes/Standards

ASME A112.19.7/CSA B45.10
CSA B45.5/IAPMO Z124
ASTM E162
ASTM E662
UL 1795
CSA C22.2 No. 218.2
Greenguard UL 2818 - Gold
CARB P2



KOHLER® One-Year Limited Warranty

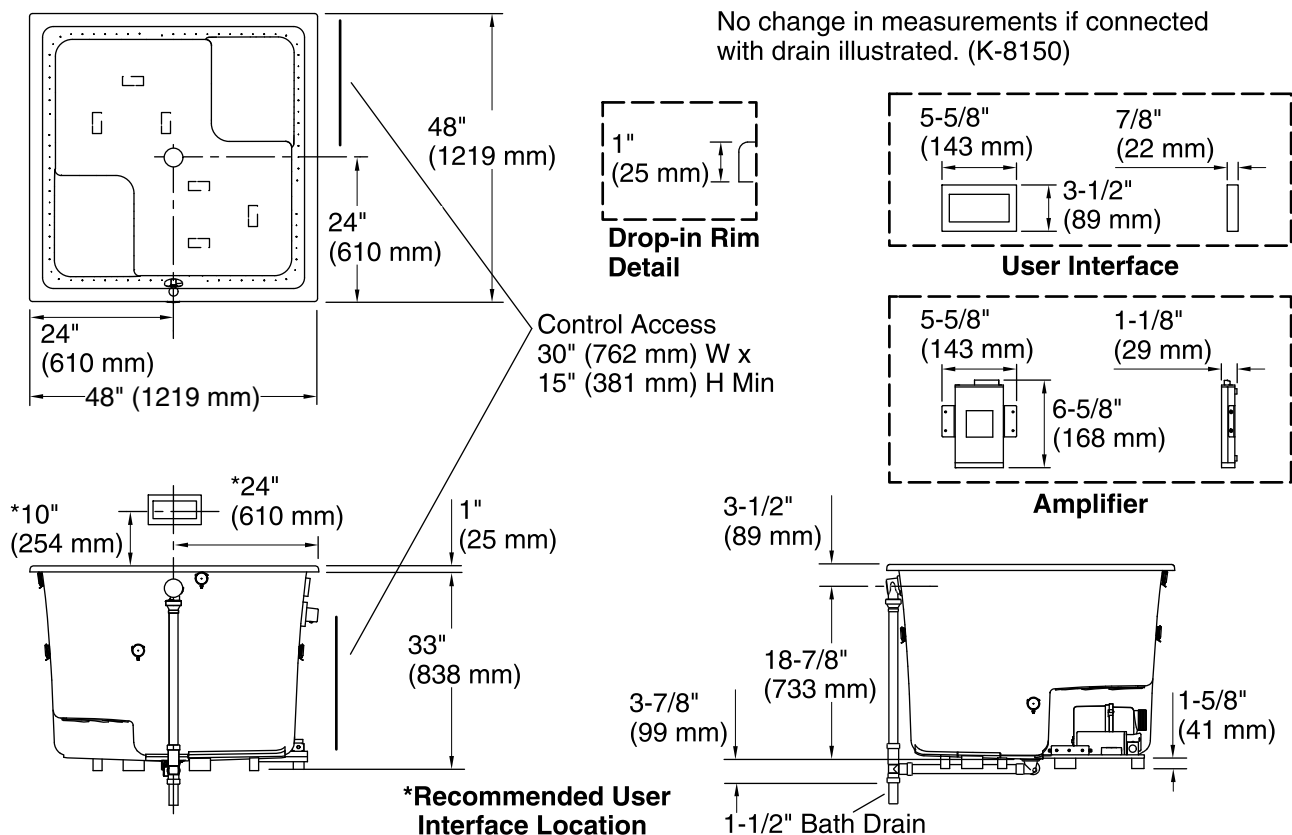
See website for detailed warranty information.

Available Color/Finishes

Color tiles intended for reference only.

Color	Code	Description
-------	------	-------------

	0	White
	96	Biscuit



Required Electrical Service

One dedicated circuit required, protected with Class A Ground-Fault Circuit-Interrupter (GFCI) or Residual Current Device (RCD).

Blower, Amplifier: 120 V, 15 A, 60 Hz

Technical Information

All product dimensions are nominal.

Installation:	Drop-in, Under-mount
Drain location:	Center
Basin area, bottom:	39-3/8" x 39-3/8" (1000 mm x 1000 mm)
Basin area, top:	44-5/8" x 44-5/8" (1133 mm x 1133 mm)
Weight:	160 lbs (72.6 kg)
Minimum floor load:	102 lbs/ft ² (498 kg/m ²)
Water depth:	27-1/2" (699 mm)
Water capacity:	171 gal (647.3 L)
Cutout:	Drop-in, 47" x 47" (1194 mm x 1194 mm)
Electrical component rating:	Blower: 120 V, 10 A, 60 Hz, 300 W Amplifier: 120 V, 1.2 A, 50/60 Hz
Blower speed:	Variable
Minimum flat for door:	0" (0 mm)

Notes

Measure your actual product for rough-in details.

Install this product according to the installation instructions.

The hot water supply should be 70% of the capacity of the bath or greater. Installations will vary.

Provide one grounded electrical outlet within 24" (610 mm) of each component.

Control amplifier fits 16" (406 mm) center studs. 25' (7.6 m) cables are included.

Remote blower installation kit K-1446 is available for relocating the blower. Provide access for servicing the blower.

Do not relocate or alter the PVC tee or coiled flexible tubing connected to the blower. Follow the blower relocation instructions exactly.