



Greenwich™

Wall-Mount Bathroom Sink

K-2031-N

Features

- Made from premium materials that withstand high-volume usage
- Constructed of vitreous china
- 20-3/4"L x 18-1/4"W
- Wall-mount installation
- Single-hole drilling
- Includes wall hanger
- Drilled for concealed arm carrier
- With sealed overflow for commercial hospitals jobs

Recommended Accessories

K-8998 P-Trap

K-1808-P Bathroom Sink Brackets

Components

Additional included component/s: Hanger (2 Required).



ADA

Codes/Standards

ASME A112.19.2/CSA B45.1

ADA

ICC/ANSI A117.1

See website for detailed warranty information.

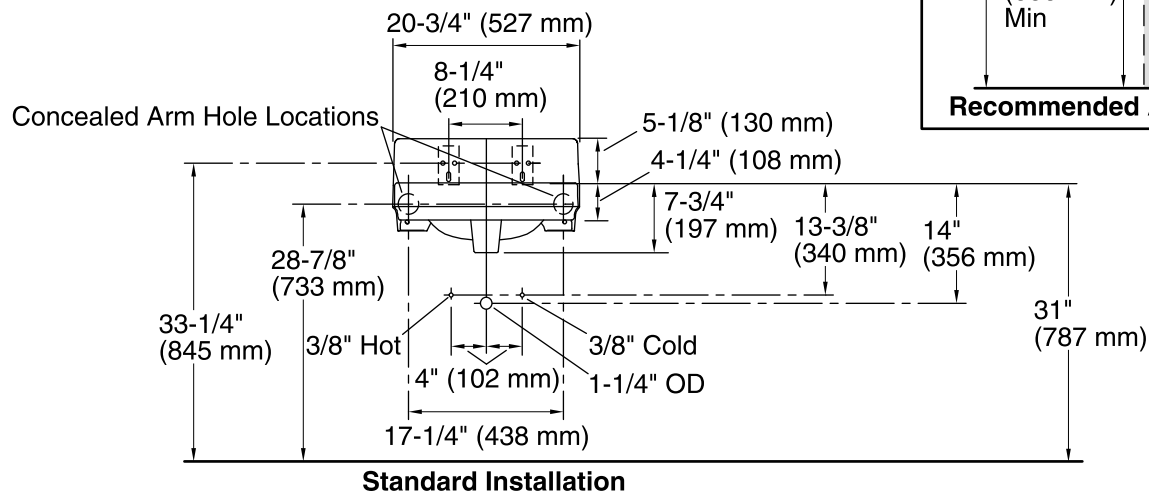
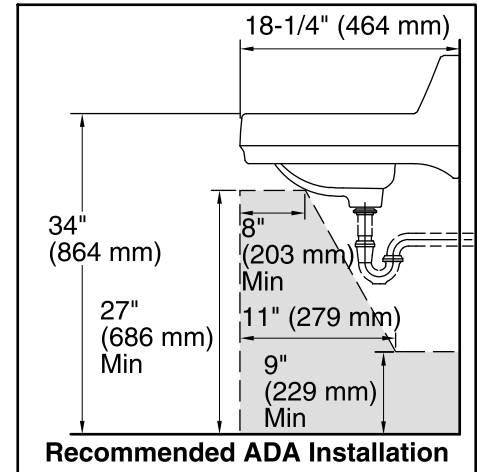
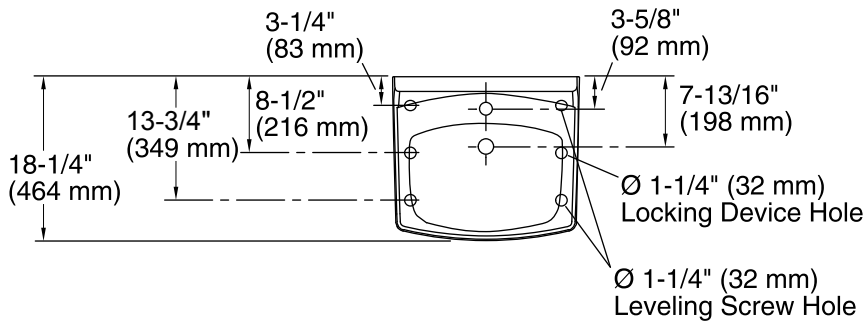
Available Color/Finishes

Color tiles intended for reference only.

Color	Code	Description
-------	------	-------------



0	White
---	-------



Technical Information

All product dimensions are nominal.

Bowl configuration:	Single
Installation:	Wall-mount
Bowl area (Center)	Length: 10" (254 mm)
	Width: 15" (381 mm)
	With overflow: Yes
	Water depth: 3-1/4" (83 mm)
Bowl area	With overflow: Yes
Number of deck holes:	1
Faucet hole(s):	1-3/8" (35 mm)
Soap/Lotion hole:	1-1/4" (32 mm)
Drain hole:	1-3/4" (44 mm)

Notes

Install this product according to the installation instructions.

ADA compliant when installed to the specific requirements of these regulations.