



Kathryn®

Under-mount Bathroom Sink

K-2330-G

Features

- Vitreous china.
- Under-mount.
- Rectangular basin.
- With overflow.
- No faucet holes; requires wall- or counter-mount faucet.
- Glazed underside.
- Coordinates with other products in the Kathryn collection.
- 17" (432 mm) x 13" (330 mm)

Components

Product includes:
1193643 Basin Clamps



ADA

CSA B651

Codes/Standards





ASME A112.19.2/CSA B45.1
ADA
ICC/ANSI A117.1
CSA B651

KOHLER® One-Year Limited Warranty

See website for detailed warranty information.

Available Color/Finishes

Color tiles intended for reference only.

Color	Code	Description
	0	White
	96	Biscuit
	NY	Dune
	7	Black Black™

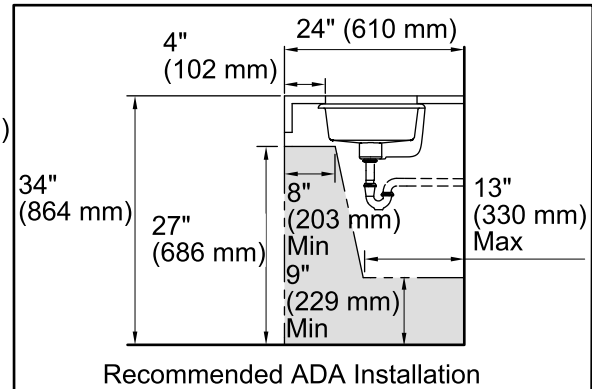
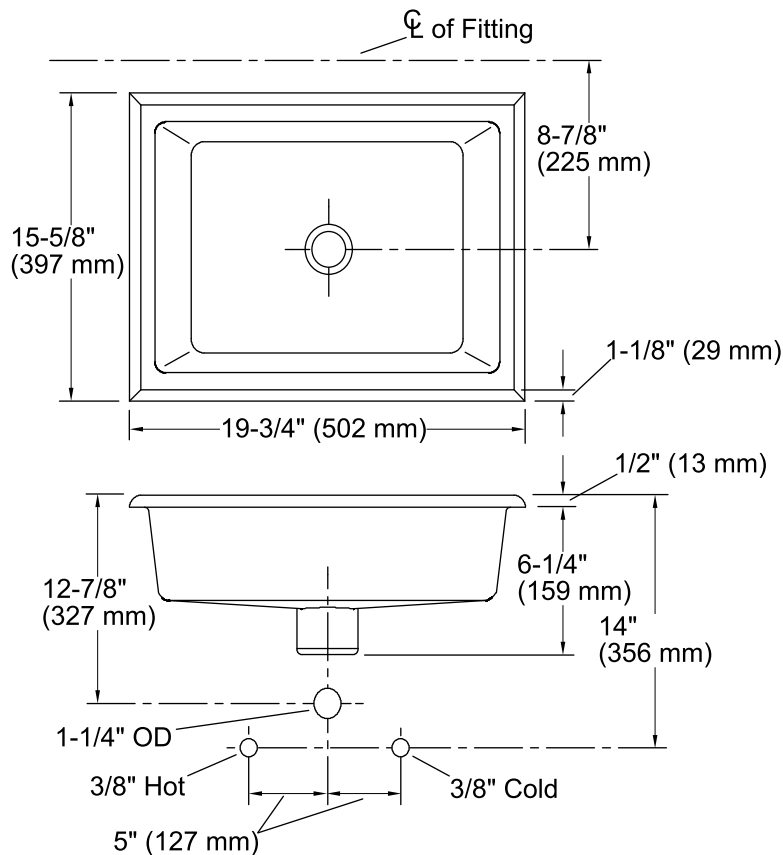
USA/Canada: 1-800-4KOHLER (1-800-456-4537)

Kohler Co. reserves the right to make revisions without notice to product specifications.

For the most current Specification Sheet, go to www.kohler.com.

1-14-2017 02:55

THE BOLD LOOK
OF **KOHLER**®



Technical Information

All product dimensions are nominal.

Bowl configuration: Single

Installation: Under-mount

Bowl area (Only) Length: 17" (432 mm)
Width: 13" (330 mm)
Water depth: 3" (76 mm)

Drain hole: 1-3/4" (44 mm)

Template: 1006809-7, required, not included

Notes

Install this product according to the installation instructions.

NOTICE: Countertop manufacturer or cutter must use the current product template available at www.kohler.com, or by calling 1-800-4KOHLER. Kohler Co. is not responsible for cutout errors when the incorrect cutout template is used.

ADA, CSA B651 compliant when installed to the specific requirements of these regulations.