



Leaf™
Above-counter Bathroom Sink
K-2530

Features

- Fireclay.
- Above-counter.
- Basin with gently-upturned curves.
- With overflow and overflow cover.
- No faucet holes; requires wall- or counter-mount faucet.
- 23-5/8" (600 mm) x 15" (381 mm)



Codes/Standards




ASME A112.19.2/CSA B45.1

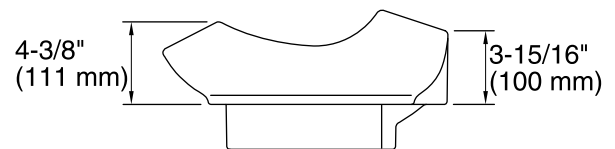
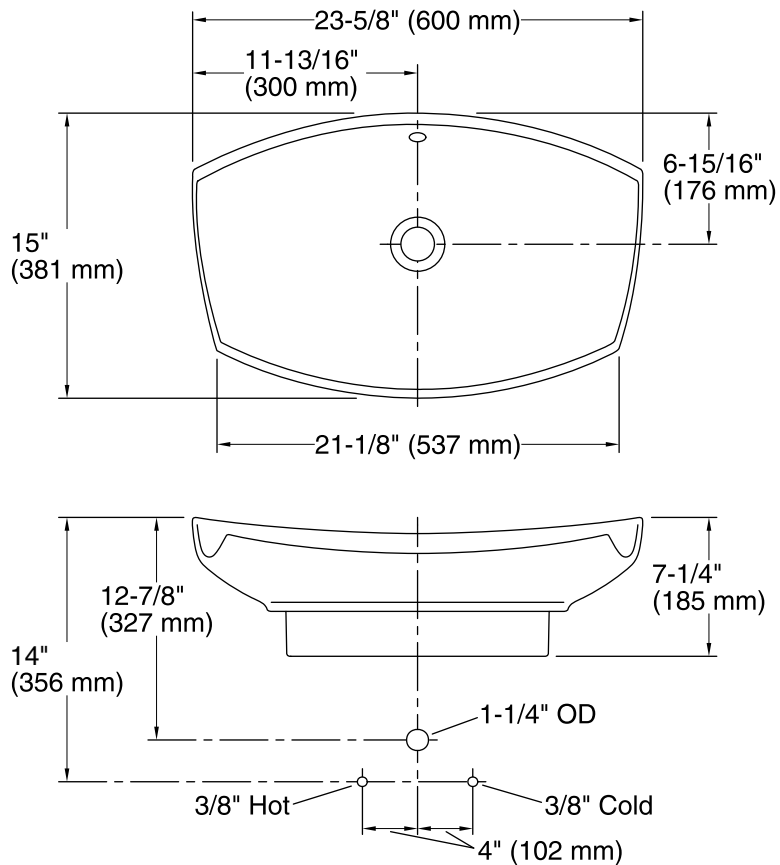
KOHLER® One-Year Limited Warranty

See website for detailed warranty information.

Available Color/Finishes

Color tiles intended for reference only.

Color	Code	Description
	0	White
	96	Biscuit
	47	Almond



Technical Information

All product dimensions are nominal.

Bowl configuration: Single

Installation: Above-counter

Bowl area
Length: 23" (584 mm)
Width: 13-3/4" (349 mm)
Water depth: 1-15/16" (49 mm)

Drain hole: 1-11/16" (43 mm)

Template: 1095093-7, required, included

Notes

Install this product according to the installation instructions.