



Archer®
62" BubbleMassage™ Bath
K-2593-G2MW



Features

- Integral lumbar support and armrests for comfort.
- Streams music by pairing wirelessly with your smart phone, tablet, iPod, or other Bluetooth®-enabled device.
- End drain.
- Bask heated surface creates spa-like relaxation with soothing warmth on your back, shoulders, and neck.
- Slotted overflow for deep soaking.
- 118-122 BubbleMassage™ airjets. 18 levels of massage intensity.
- Coordinates with other products in the Archer® collection.

Hydrotherapy

- 118-122 BubbleMassage™ airjets. 18 levels of massage intensity.

Required Accessories

- K-7271 Brass Slotted Overflow Bath Drain
or
K-7272 PVC Slotted Overflow Bath Drain



Codes/Standards

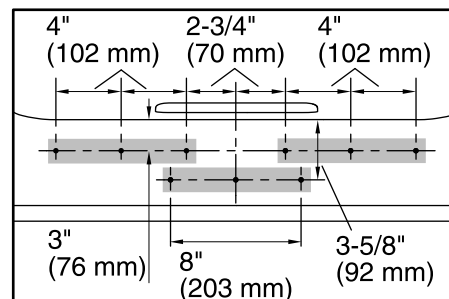
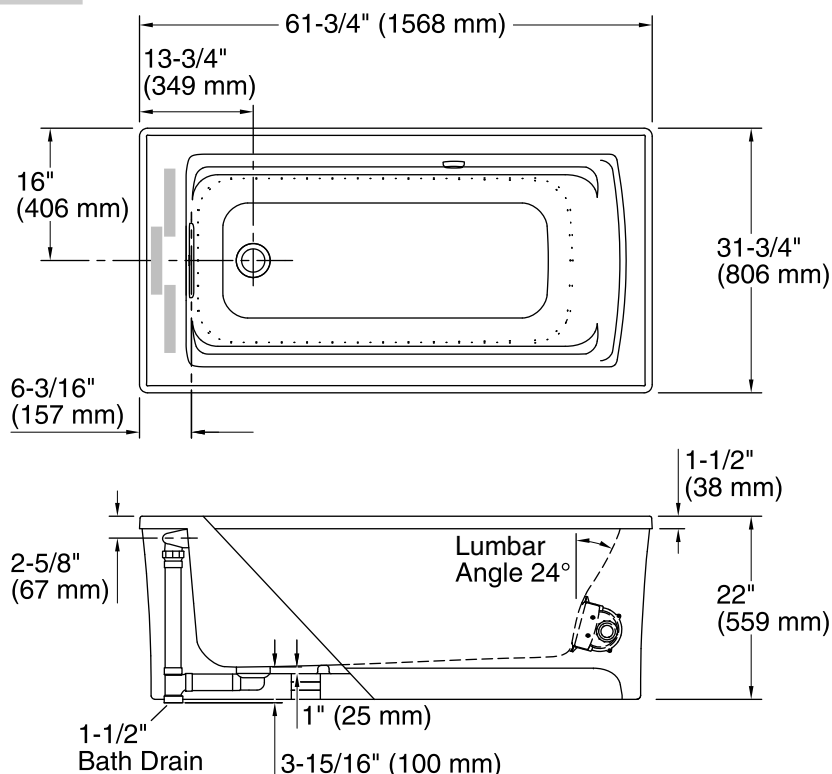
ASME A112.19.7/CSA B45.10
CSA B45.5/IAPMO Z124
UL 1795
Greenguard UL 2818 - Gold
CARB P2

KOHLER® One-Year Limited Warranty

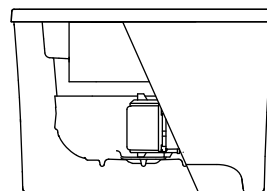
See website for detailed warranty information.

No change in measurements if connected with drain illustrated. (K-7272)

Faucet area.



**Faucet Hole Locations
(For KOHLER® Brand Only)**



Required Electrical Service

One dedicated circuit required, protected with Class A Ground-Fault Circuit-Interrupter (GFCI) or Residual Current Device (RCD).

Blower, Heated 120 V, 15 A, 60 Hz
 Surface, Amplifier:

Technical Information

All product dimensions are nominal.

Installation:	Freestanding
Drain location:	End
Basin area, bottom:	45-1/8" x 19-11/16" (1147 mm x 500 mm)
Basin area, top:	52-3/4" x 25-5/16" (1339 mm x 643 mm)
Weight:	100 lbs (45.4 kg)
Minimum floor load:	44.2 lbs/ft² (215.8 kg/m²)
Water depth:	15-1/16" (383 mm)
Water capacity:	58 gal (219.6 L)
Template:	Footprint, 1265460, not required, not included
Electrical component rating:	Blower: 120 V, 5 A, 60 Hz, 300 W Heated Surface: 120 V, 1.1 A, 60 Hz, 65

Notes

Measure your actual product for rough-in details.

Install this product according to the installation instructions.

The hot water supply should be 70% of the capacity of the bath or greater. Installations will vary.

Provide one grounded electrical outlet within 24" (610 mm) of each component.

This bath is designed for freestanding installation only.

Included amplifier can be located within the bath shroud or in a remote location (recommended). For rough-in details, reference the amplifier Specification Sheet for additional information.