



Archer® 62" VibrAcoustic® Bath K-2593-VBW



Features

- End drain.
- Two-piece design.
- Integral lumbar support and armrests for comfort.
- Slotted overflow for maximum bathing depth.
- Textured bottom surface.
- Bask™ Heated Surface provides soothing warmth on your back and neck.
- 6 transducers and control amplifier create surround sound experience that gently massages the body.
- High-resolution color screen in polished chrome.
- 61-3/4" (1568 mm) x 31-3/4" (806mm) x 22" (559 mm)

Material

- Acrylic

Hydrotherapy

- VibrAcoustic® technology emits sound waves and offers a surround sound experience.

Installation

- Freestanding

Required Accessories

K-7271 Brass Slotted Overflow Bath Drain

or

K-7272 PVC Slotted Overflow Bath Drain

Components

Additional included component/s: 25' (7.6 m) cables.



Codes/Standards

CSA B45.5/IAPMO Z124

UL 1795

CSA C22.2 No. 218.2

Greenguard UL 2818 - Gold






CARB P2

KOHLER® One-Year Limited Warranty

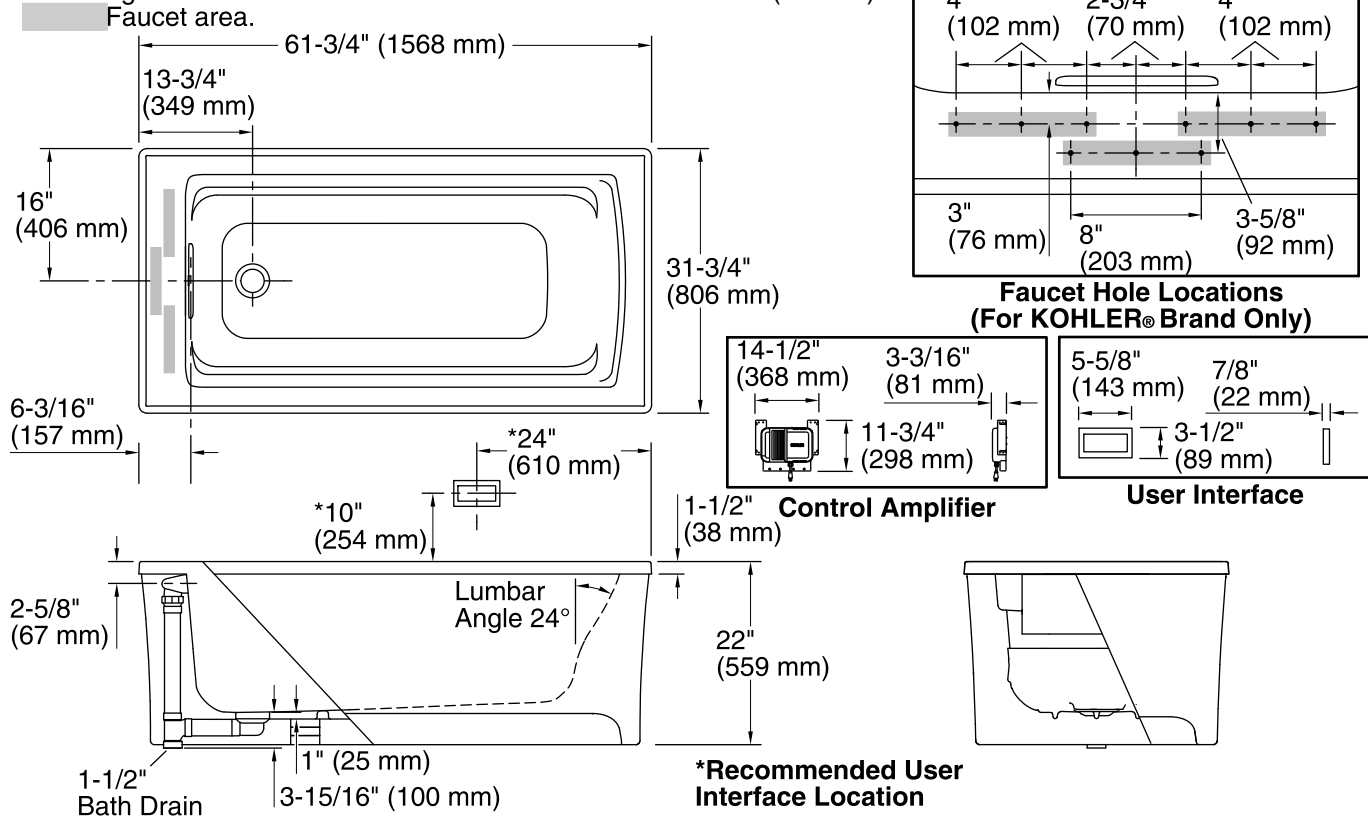
See website for detailed warranty information.

Available Color/Finishes

Color tiles intended for reference only.

Color	Code	Description
	0	White
	96	Biscuit
	47	Almond
	NY	Dune
	G9	Sandbar

No change in measurements if connected with drain illustrated. (K-7272)



Required Electrical Service

One dedicated circuit required, protected with Class A Ground-Fault Circuit-Interrupter (GFCI) or Residual Current Device (RCD).

Amplifier, Heated Surface: 120 V, 15 A, 60 Hz

Technical Information

All product dimensions are nominal.

Installation: Freestanding

Drain location: End

Basin area, bottom: 45-1/8" x 19-11/16" (1147 mm x 500 mm)

Basin area, top: 52-3/4" x 25-5/16" (1339 mm x 643 mm)

Weight: 90 lbs (40.8 kg)

Minimum floor load: 43.5 lbs/ft² (212.4 kg/m²)

Water depth: 15-1/16" (383 mm)

Water capacity: 58 gal (219.6 L)

Template: Footprint, 1265460, not required, not included

Electrical component rating: Amplifier: 120 V, 15 A, 50/60 Hz
Heated Surface: 120 V, 1.1 A, 60 Hz, 65 W

Notes

Measure your actual product for rough-in details.

Install this product according to the installation instructions.

The hot water supply should be 70% of the capacity of the bath or greater. Installations will vary.

Provide one grounded electrical outlet within 24" (610 mm) of each component.

Control amplifier fits 16" (406 mm) center studs.