



#### Features

- Two-piece design.
- Integral lumbar support and armrests for comfort.
- End drain.
- Textured bottom surface.
- Slotted overflow for maximum bathing depth,
- 67-3/4" (1721 mm) x 31-3/4" (806 mm) x 22" (559 mm)

#### Material

- Acrylic

#### Installation

- Freestanding

#### Required Accessories

K-7271 Brass Slotted Overflow Bath Drain

or

K-7272 PVC Slotted Overflow Bath Drain

#### Recommended Accessories

K-24916 Wireless Music Kit



#### Codes/Standards

CSA B45.5/IAPMO Z124

Greenguard UL 2818 - Gold






CARB P2

#### KOHLER® One-Year Limited Warranty


See website for detailed warranty information.

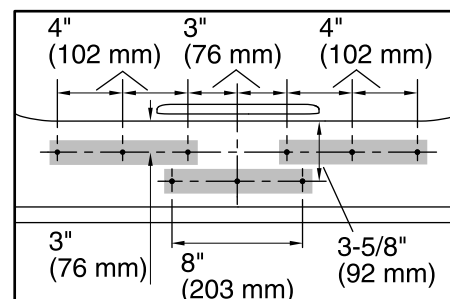
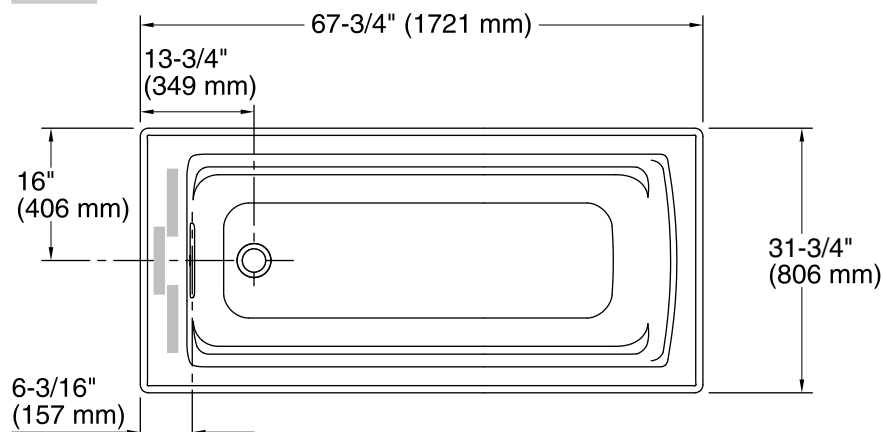
#### Available Color/Finishes

*Color tiles intended for reference only.*

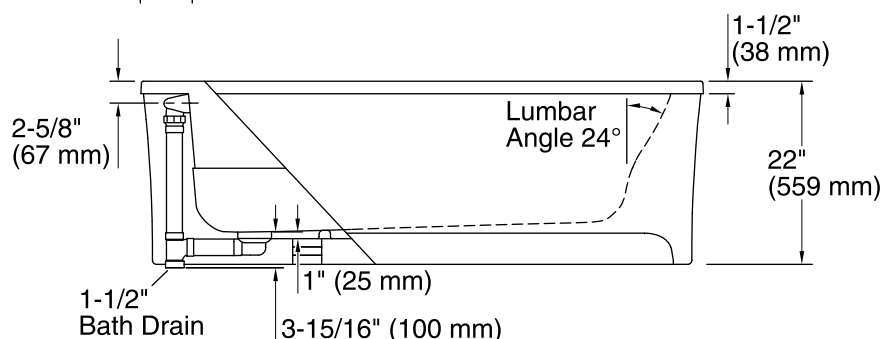
Color	Code	Description
	0	White
	96	Biscuit
	47	Almond
	NY	Dune
	G9	Sandbar

No change in measurements if connected with drain illustrated. (K-7272)

 Faucet area.



**Faucet Hole Locations  
(For KOHLER® Brand Only)**



## Technical Information

All product dimensions are nominal.

Installation:	Freestanding
Drain location:	End
Basin area, bottom:	51-1/16" x 19-11/16" (1297 mm x 500 mm)
Basin area, top:	58-9/16" x 25-5/16" (1487 mm x 643 mm)
Weight:	95 lbs (43.1 kg)
Minimum floor load:	43.8 lbs/ft <sup>2</sup> (213.9 kg/m <sup>2</sup> )
Water depth:	15-1/16" (383 mm)
Water capacity:	65 gal (246.1 L)
Template:	Footprint, 1265461, not required, not included

## Notes

Measure your actual product for rough-in details.

Install this product according to the installation instructions.

The hot water supply should be 70% of the capacity of the bath or greater. Installations will vary.

This bath is designed for freestanding installation only.