



Features

- Slotted overflow for maximum bathing depth.
- End drain.
- Bask™ Heated Surface provides soothing warmth on your back and neck.
- VibrAcoustic® technology emits sound waves and offers a surround sound experience.
- Automatic purge cycles remove residual water from air channels after use.
- Integral lumbar support and armrests for comfort.
- Textured bottom surface.
- Two-piece design.
- Six concealed speakers send sound waves through the water to gently massage the body.
- 67-3/4" (1568 mm) x 31-3/4" (806 mm) x 22" (559 mm)

Material

- Acrylic

Hydrotherapy

- Lighted keypad controls.

Technology

- Plug in your smart phone, tablet, or MP3 player via auxiliary in cable. Add your own receiver to stream wirelessly via Bluetooth.

Installation

- Freestanding

Required Accessories

K-7271 Brass Slotted Overflow Bath Drain

or

K-7272 PVC Slotted Overflow Bath Drain

Components

Additional included component/s: 25' (7.6 m) cables.



Codes/Standards

CSA B45.5/IAPMO Z124

UL 1795

CSA C22.2 No. 218.2

Greenguard UL 2818 - Gold






KOHLER® One-Year Limited Warranty

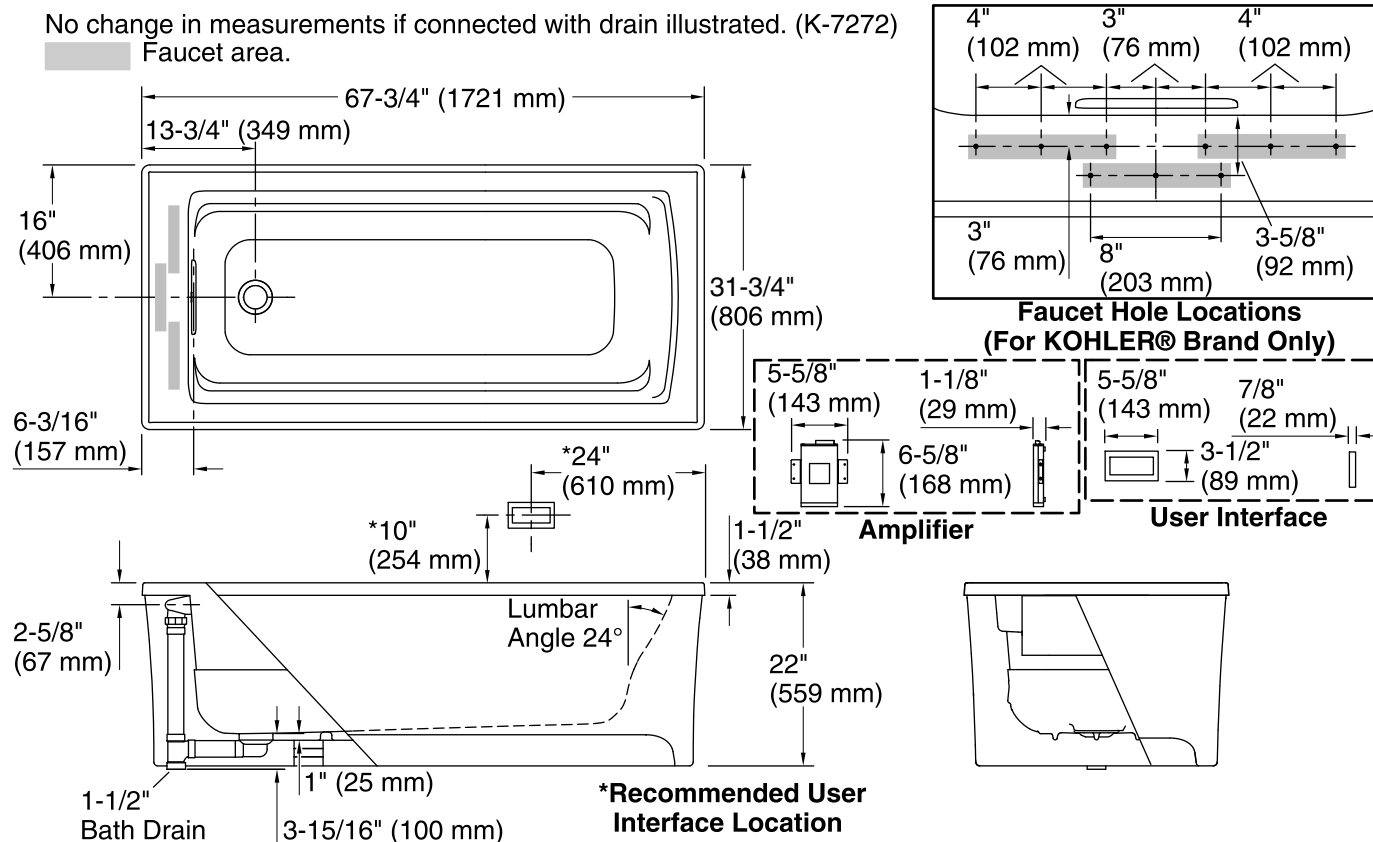
See website for detailed warranty information.

Available Color/Finishes

Color tiles intended for reference only.

Color Code Description

| | | |
|--|----|---------|
|  | 0 | White |
|  | 96 | Biscuit |
|  | 47 | Almond |
|  | NY | Dune |
|  | G9 | Sandbar |



Required Electrical Service

One dedicated circuit required, protected with Class A Ground-Fault Circuit-Interrupter (GFCI) or Residual Current Device (RCD).

Heated Surface, 120 V, 15 A, 60 Hz
Amplifier:

Technical Information

All product dimensions are nominal.

Installation: Freestanding
Drain location: End
Basin area, bottom: 51-1/16" x 19-11/16" (1297 mm x 500 mm)
Basin area, top: 58-9/16" x 25-5/16" (1487 mm x 643 mm)
Weight: 96 lbs (43.5 kg)
Minimum floor load: 43.9 lbs/ft² (214.3 kg/m²)
Water depth: 15-1/16" (383 mm)
Water capacity: 65 gal (246.1 L)
Template: Footprint, 1265461, not required, not included
Electrical component rating: Heated Surface: 120 V, 1.1 A, 60 Hz
Amplifier: 120 V, 50/60 Hz

Notes

Measure your actual product for rough-in details.

Install this product according to the installation instructions.

The hot water supply should be 70% of the capacity of the bath or greater. Installations will vary.

Provide one grounded electrical outlet within 24" (610 mm) of each component.

Control amplifier fits 16" (406 mm) center studs.

Provide a separate grounded outlet if connecting to a powered wireless device or adapter.