



Rhythm®
Drop-in Bathroom Sink
K-2603-SU

Features

- 20-gauge stainless steel.
- Drop-in.
- Oval basin.
- Without overflow.
- No faucet holes; requires wall- or counter-mount faucet.
- 23-1/8" (587 mm) x 15-1/4" (387 mm)

Recommended Accessories

K-7114 Pop-Up Drain
K-7127 Drain
K-7129 Drain
K-8998 P-Trap

Components

Product includes:

1193643 Basin Clamps

Additional included component/s: drain gasket, and tube.



ADA

Codes/Standards

ASME A112.19.3/CSA B45.4

ADA

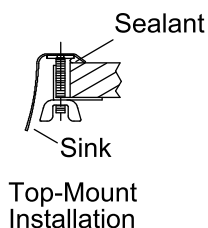
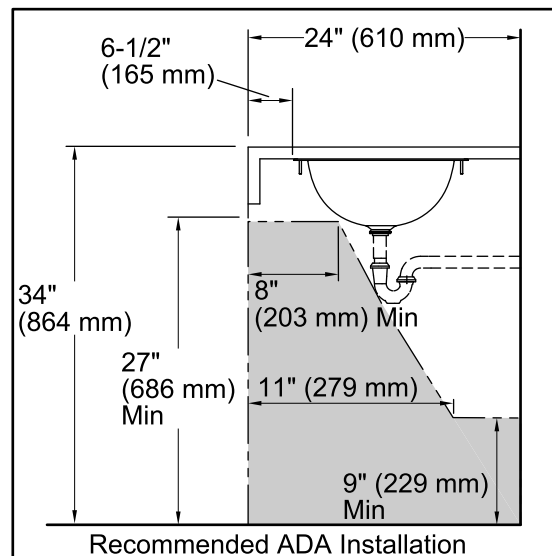
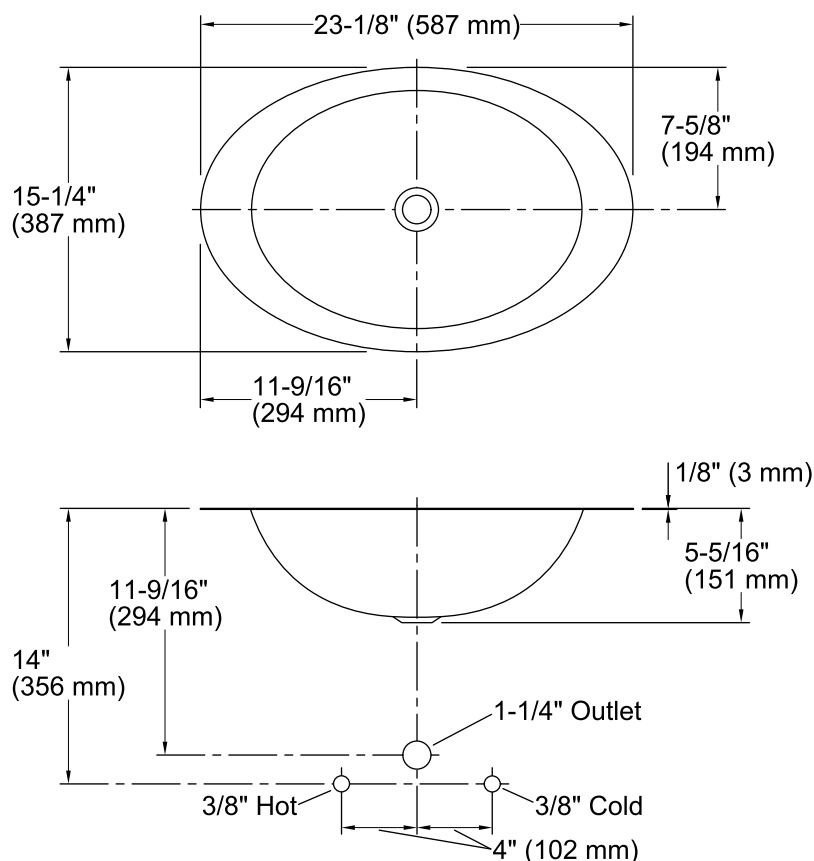
ICC/ANSI A117.1

KOHLER® One-Year Limited Warranty

See website for detailed warranty information.

KOHLER®

Rhythm® Drop-in Bathroom Sink K-2603-SU



Technical Information

All product dimensions are nominal.

Bowl configuration: Single

Installation: Under-mount

Bowl area (Only) Length: 18" (457 mm)
Width: 13" (330 mm)
Water depth: 5-7/8" (149 mm)

Drain hole: 5/8" (16 mm)

Template: 1006417-7, required, included

Notes

Install this product according to the installation instructions.

Minimum faucet spout reach of 5" (127 mm) is required. Review bathroom sink and faucet rough-in dimensions carefully to ensure the spout will reach over the rim into the basin.

Supplied basin clamp assembly requires 3/4" (19 mm) minimum countertop thickness. Installer must supply anchors for thinner countertops.

NOTICE: Countertop manufacturer or cutter must use the cut-out template provided by Kohler Co. (call 1-800-4-KOHLER). Kohler Co. is not responsible for cut out errors when the incorrect cut-out template is used.

ADA compliant when installed to the specific requirements of these regulations.