



**Antique™**  
Bath Handle Insets  
**K-264-PH**

**Features**

- For use on Antique bath and shower faucets.
- For use with Antique faucet K-110-9B.
- Set of two insets in Pheasant™ design.
- 3-1/16" (78 mm) x 1-7/16" (37 mm) x 1-2" (13 mm)

**Material**

- Ceramic construction.

**Installation**

- Wall- or deck-mount.

**Required Accessories**

K-110-9B



**Codes/Standards**

None Applicable


**KOHLER® Faucet Lifetime Limited  
Warranty**

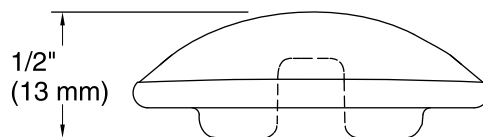
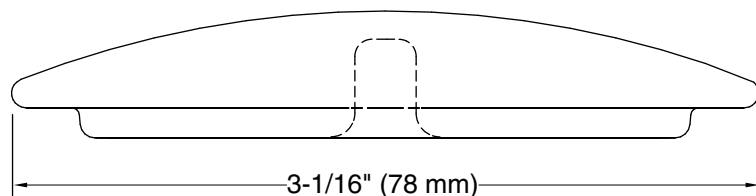
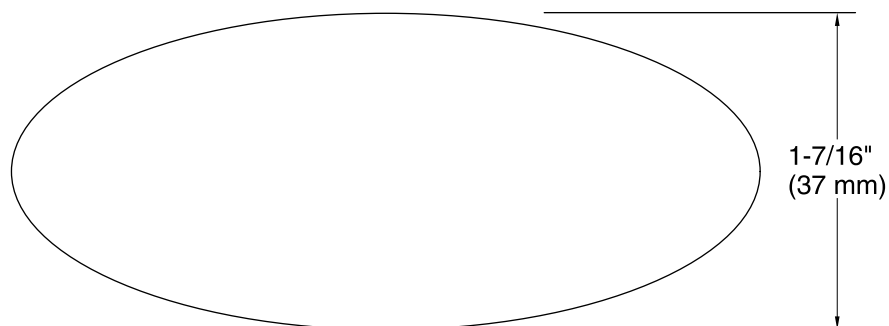
See website for detailed warranty information.

**Available Color/Finishes**

*Color tiles intended for reference only.*

**Color Code Description**

	96	Biscuit
--	----	---------



## Technical Information

All product dimensions are nominal.

## Notes

Install this product according to the installation guide.