



**Bryant®**  
Bathroom Sink  
**K-2699-4**

**Features**

- With overflow.
- 4" (102 mm) centers.
- 20-1/8" (511 cm) x 16-1/2" (419 cm)

**Material**

- Vitreous china.

**Installation**

- Drop-in

**Recommended Accessories**

K-9018 P-Trap  
K-7129-A Drain



ADA

CSA B651

**Codes/Standards**











ASME A112.19.2/CSA B45.1  
ADA  
ICC/ANSI A117.1  
CSA B651

**KOHLER® One-Year Limited Warranty**

See website for detailed warranty information.

**Available Color/Finishes**

*Color tiles intended for reference only.*

Color	Code	Description
	0	White
	96	Biscuit
	47	Almond
	NY	Dune
	95	Ice™ Grey
	G9	Sandbar
	33	Mexican Sand™
	K4	Cashmere
	58	Thunder™ Grey
	7	Black Black™

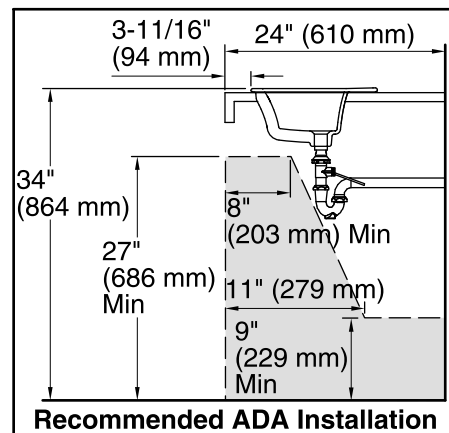
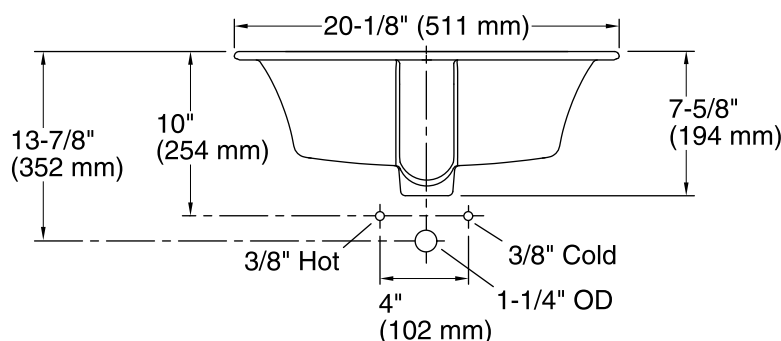
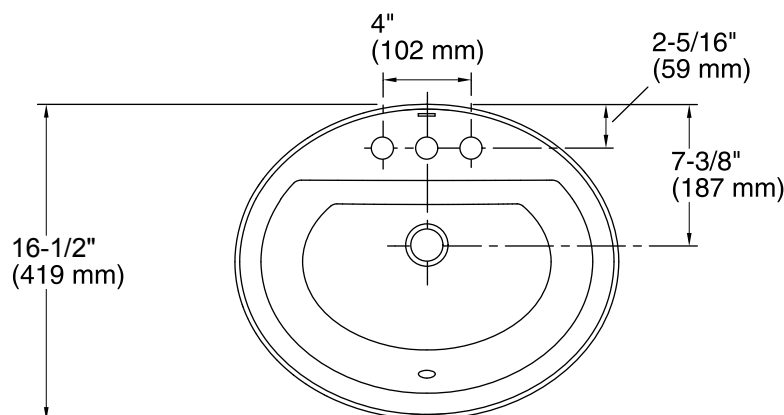
USA/Canada: 1-800-4KOHLER (1-800-456-4537)

Kohler Co. reserves the right to make revisions without notice to product specifications.

For the most current Specification Sheet, go to [www.kohler.com](http://www.kohler.com).

1-21-2017 02:58

THE BOLD LOOK  
OF **KOHLER®**



## Technical Information

All product dimensions are nominal.

Installation:	Drop-In
Bowl area	Length: 17-3/8" (441 mm) Width: 11-1/8" (283 mm) Water depth: 5-5/8" (143 mm)
Number of deck holes:	3
Faucet hole(s):	1-1/4" (32 mm)
Drain hole:	7/8" (22 mm)
Template:	1155261-7, required, included

## Notes

Install this product according to the installation instructions.

Spout must be 5" (12.7 cm) long (min) for adequate clearance into the lavatory when installed with the centerline as shown.

Spout must be tall enough to clear 3" (7.6 cm) rim height and provide a 1" (2.5 cm) air gap per ASME A112.1.1.

**NOTICE:** Countertop manufacturer or cutter must use the cut-out template provided with the product, or a current one provided by Kohler Co. (call 1-800-4-KOHLER). Kohler Co. is not responsible for cutout errors when the incorrect cut-out template is used.

ADA, CSA B651 compliant when installed to the specific requirements of these regulations.