



Tahoe®
Drop-in Bathroom Sink
K-2890-4

Features

- KOHLER cast iron.
- Drop-in.
- Metal frame mounting.
- Rectangular basin.
- With overflow.
- 4-inch centers.
- 20" (508 mm) x 18" (457 mm)

Required Accessories

K-6688 Metal Frame

Recommended Accessories

K-8998 P-Trap



ADA

Codes/Standards

ASME A112.19.1/CSA B45.2

ADA

ICC/ANSI A117.1




**KOHLER® Lifetime Limited Warranty
for Cast Iron Components**

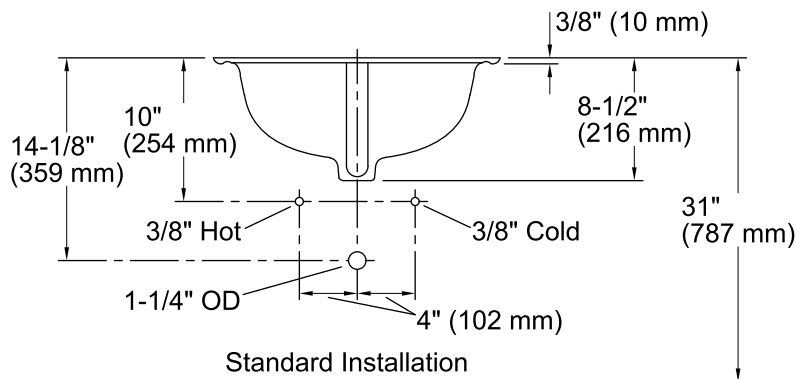
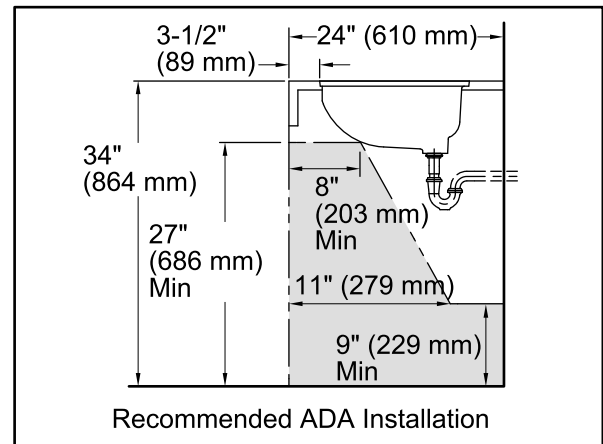
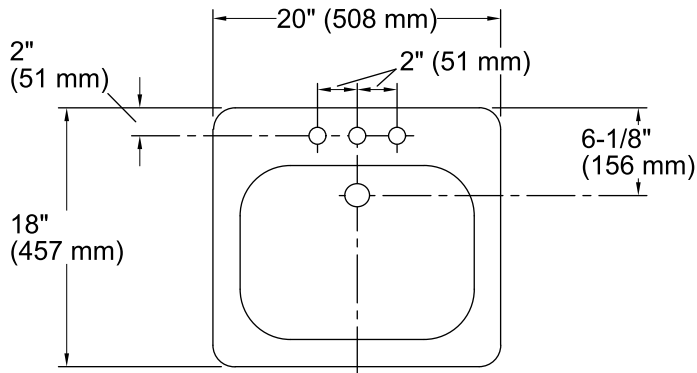
See website for detailed warranty information.

Available Color/Finishes

Color tiles intended for reference only.

Color Code Description

	0	White
	96	Biscuit
	47	Almond



Technical Information

All product dimensions are nominal.

Bowl configuration: Single

Installation: Drop-In

Bowl area (Only) Length: 16" (406 mm)
Width: 12" (305 mm)
Water depth: 5" (127 mm)

Number of deck holes: 3

Faucet hole(s): 1-3/8" (35 mm)

Drain hole: 1-11/16" (43 mm)

Notes

Install this product according to the installation instructions.

A metal frame is required for installation.

ADA compliant when installed to the specific requirements of these regulations.