

Features

- KOHLER® cast iron.
- Drop-in.
- Oval basin.
- With overflow.
- Single faucet hole.
- 19-1/4" (489 mm) x 16-1/4" (413 mm)

Recommended Accessories

K-8998 P-Trap



ADA CSA B651 OBC

Codes/Standards











ASME A112.19.1/CSA B45.2
ADA
ICC/ANSI A117.1
CSA B651
OBC

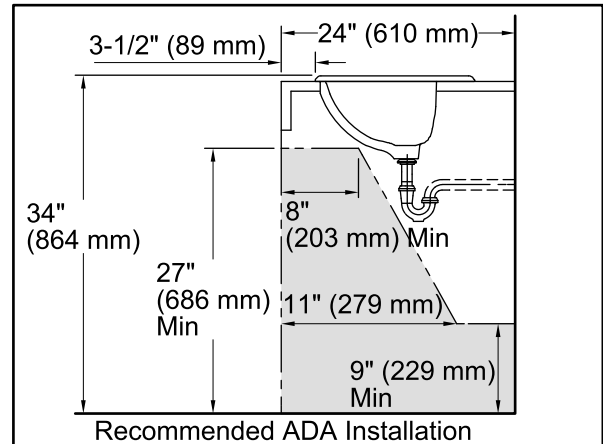
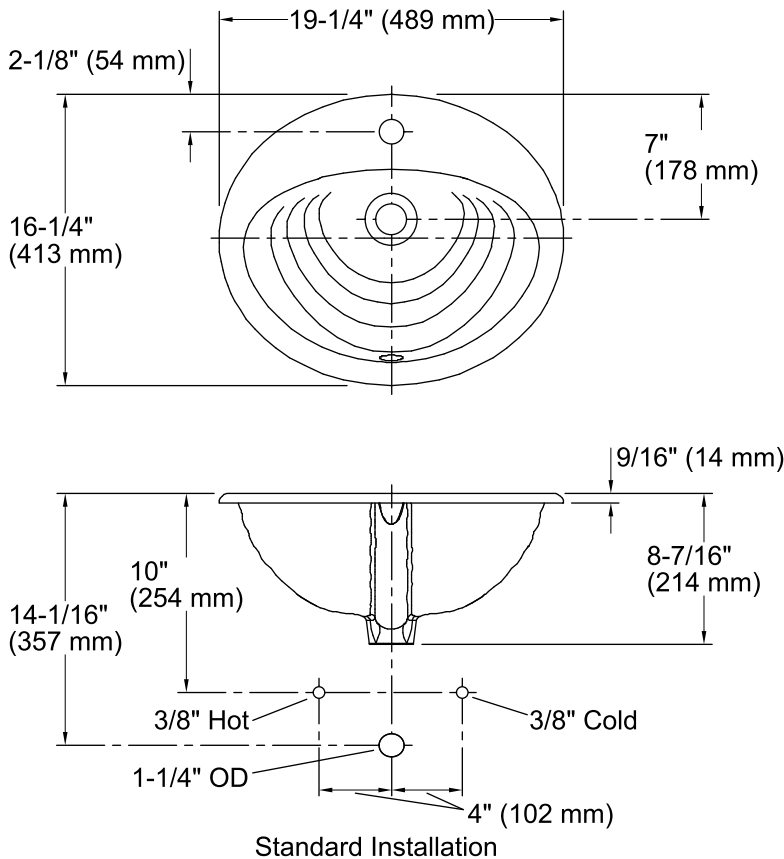
KOHLER® Lifetime Limited Warranty for Cast Iron Components

See website for detailed warranty information.

Available Color/Finishes

Color tiles intended for reference only.

Color	Code	Description
	0	White
	96	Biscuit
	47	Almond
	NY	Dune
	95	Ice™ Grey
	G9	Sandbar
	33	Mexican Sand™
	K4	Cashmere
	58	Thunder™ Grey
	7	Black Black™



Notes

Install this product according to the installation instructions.

ADA, OBC, CSA B651 compliant when installed to the specific requirements of these regulations.

Technical Information

All product dimensions are nominal.

Bowl configuration:	Single
Installation:	Drop-In
Bowl area (Only)	Length: 16" (406 mm) Width: 11" (279 mm) Water depth: 4-7/8" (124 mm)
Number of deck holes:	1
Faucet hole(s):	1-3/8" (35 mm)
Drain hole:	1-3/4" (44 mm)
Template:	1002972-7, required, included