



Iron/Impressions®

Vanity-top Bathroom Sink

K-3049-8

Features

- KOHLER® cast iron.
- Vanity-top.
- Rectangular basin.
- Without overflow.
- 8-inch centers.
- Combines with standard 30" (762 mm) x 22" (559 mm) vanities and 29" (737 mm) iron console tables.
- 31-5/8" (803 mm) x 22-1/4" (565 mm)

Recommended Accessories

K-9018 P-Trap



Codes/Standards













ASME A112.19.1/CSA B45.2

KOHLER® Lifetime Limited Warranty for Cast Iron Components

See website for detailed warranty information.

Available Color/Finishes

Color tiles intended for reference only.

Color	Code	Description
	0	White
	FF	Sea Salt™
	96	Biscuit
	47	Almond
	FD	Cane Sugar™
	NY	Dune
	95	Ice™ Grey
	G9	Sandbar
	FT	Basalt
	20	Suede
	KA	Black 'n Tan
	7	Black Black™

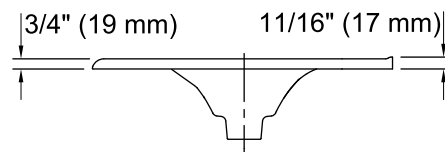
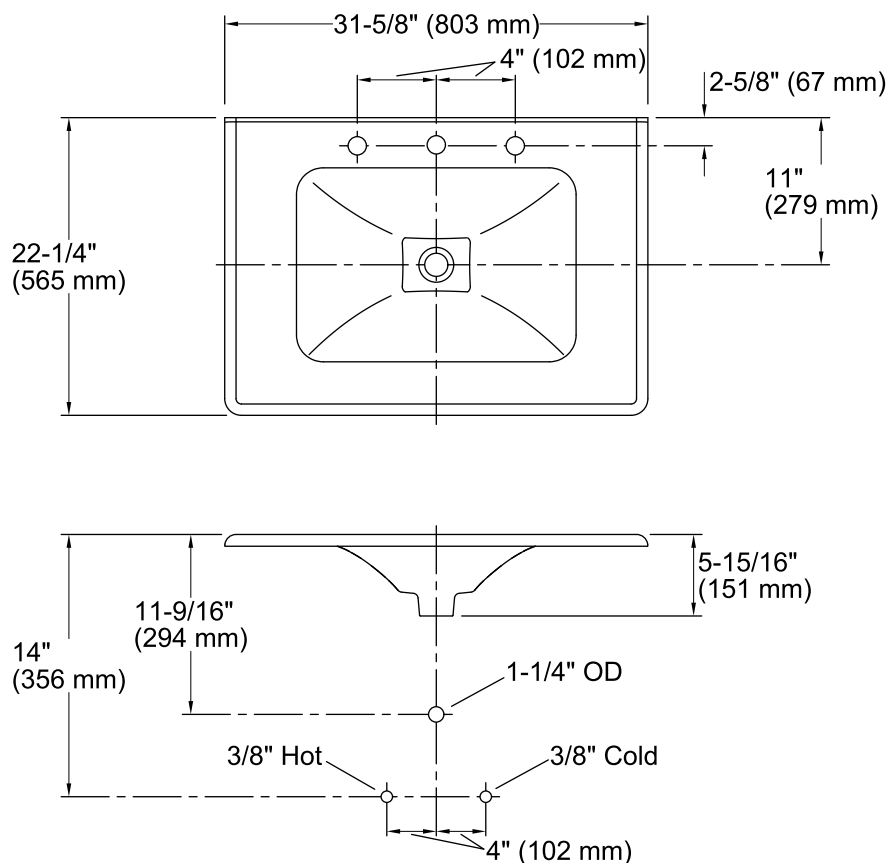
USA/Canada: 1-800-4KOHLER (1-800-456-4537)

Kohler Co. reserves the right to make revisions without notice to product specifications.

For the most current Specification Sheet, go to www.kohler.com.

12-20-2016 05:05

THE BOLD LOOK
OF **KOHLER**®



Technical Information

All product dimensions are nominal.

Bowl configuration: Single

Installation: Vanity top

Bowl area (Only) Length: 20-7/8" (530 mm)
Width: 14-1/2" (368 mm)
Water depth: 4" (102 mm)

Number of deck holes: 3

Faucet hole(s): 1-3/8" (35 mm)

Drain hole: 1-3/4" (44 mm)

Notes

Install this product according to the installation instructions.

NOTE: When selecting a faucet for this bathroom sink, ensure the faucet has a spout reach of 4-1/2" (114 mm) to 5" (127 mm) and has a spout height of 3" (76 mm) to 6" (152 mm).

Product does not have an overflow.