



# Highline® Pressure Lite® Toilet K-3519

## Features

- Vitreous china.
- Elongated bowl
- Equipped with Sloan FLUSHMATE®— Sloan® Valve Company.
- Polished chrome trip lever.
- Less seat and supply.
- 12" (305 mm) rough-in.
- 1.0 gpf (3.8 lpf).
- 2-1/4" (57 mm) glazed trapway.
- 11-1/2" (292 mm) x 9-1/2" (241 mm) water area.
- 30-1/8" (765 mm) x 21-1/4" (540 mm) x 31-1/4" (794 mm).

## Optional Accessories

K-4650 Toilet Seat  
K-7637 Angle Supply with Stop (single)  
K-9481-L Left-hand Trip Lever  
4664

## Components

Product includes:

K-4304 Toilet Bowl  
K-4484 Toilet Tank

Additional included component/s: Tank cover, and Trip lever.



|     |          |     |
|-----|----------|-----|
| ADA | CSA B651 | OBC |
|-----|----------|-----|

## Codes/Standards





ASME A112.19.2/CSA B45.1  
DOE - Energy Policy Act 1992  
EPA WaterSense®  
ADA  
ICC/ANSI A117.1  
CSA B651  
OBC

## KOHLER® One-Year Limited Warranty

See website for detailed warranty information.

## Available Color/Finishes

*Color tiles intended for reference only.*

| Color  | Code | Description  |
|--|------|--------------|
|  | 0    | White        |
|  | 96   | Biscuit      |
|  | 47   | Almond       |
|  | 7    | Black Black™ |

USA/Canada: 1-800-4KOHLER (1-800-456-4537)

Kohler Co. reserves the right to make revisions without notice to product specifications.

For the most current Specification Sheet, go to [www.kohler.com](http://www.kohler.com).

1-13-2017 05:06

THE BOLD LOOK  
OF **KOHLER**®

