



San Raphael®

Comfort Height™ Elongated Toilet

K-3597-NF

Features

- Vitreous china.
- Elongated bowl.
- Comfort Height®.
- 12" (305 mm) rough-in.
- One-piece.
- Includes seat and cover.
- Less supply.
- Equipped with Sloan FLUSHMATE® Pressure Vessel.
- 1.0 gpf (3.8 lpf).
- 9" (229 mm) x 7" (178 mm) water area.
- 30" (762 mm) x 19-1/2" (495 mm) x 21-1/2" (546 mm).

Recommended Accessories

K-7637 Angle Supply with Stop (single)

Optional Accessories

K-4650 Toilet Seat

Components

Additional included component/s: Tank cover, Bolt cap accessory pack, Toilet seat, and Tank accessory pack.



ADA

CSA B651

OBC

Codes/Standards





ASME A112.19.2/CSA B45.1
DOE - Energy Policy Act 1992
EPA WaterSense®
ADA
ICC/ANSI A117.1
CSA B651
OBC

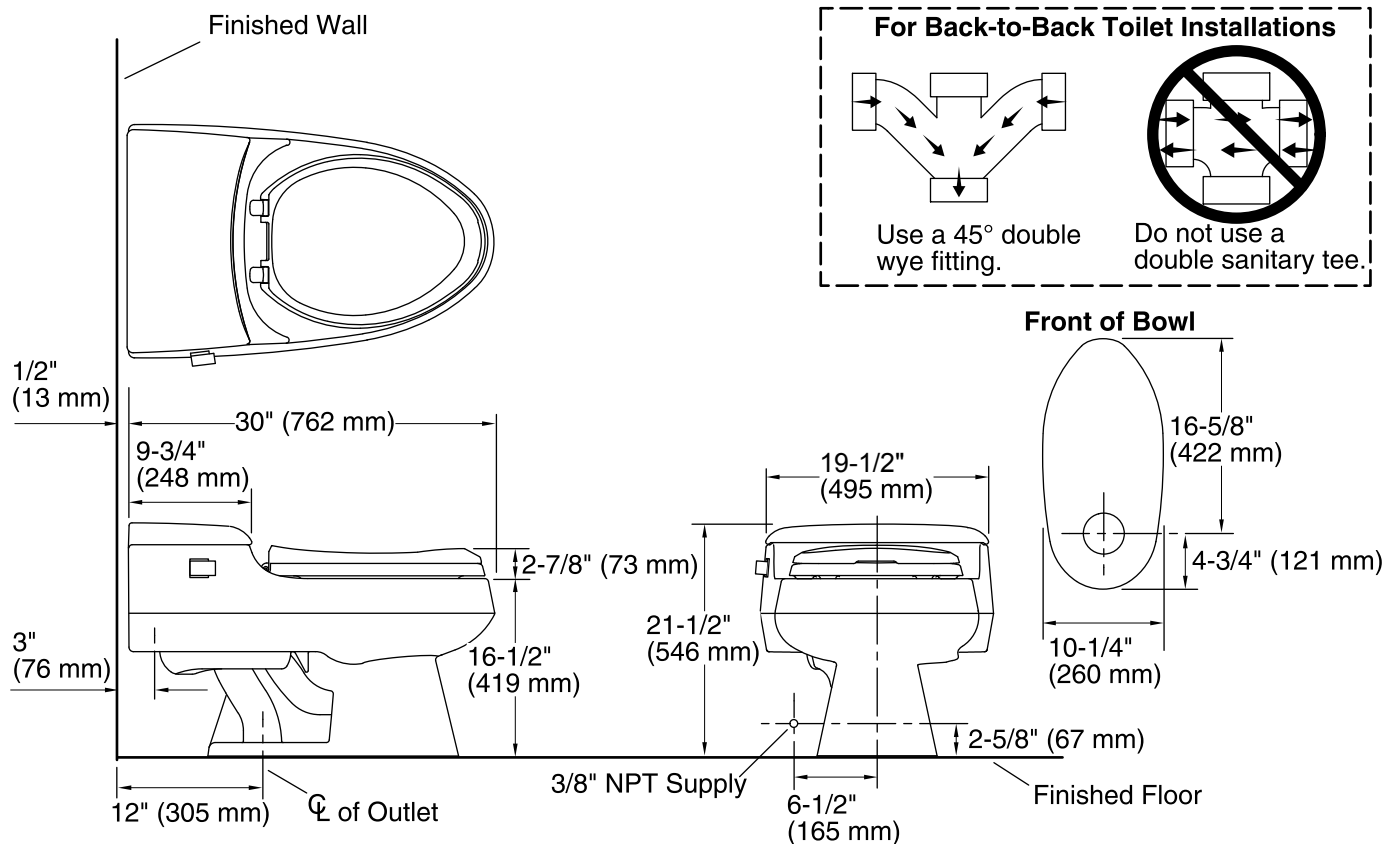
KOHLER® One-Year Limited Warranty

See website for detailed warranty information.

Available Color/Finishes

Color tiles intended for reference only.

Color	Code	Description
	0	White
	96	Biscuit
	47	Almond
	7	Black Black™



Technical Information

All product dimensions are nominal.

Toilet type:	One-piece, Floor-mount
Waste Outlet:	Floor
Bowl shape:	Elongated front
Flush type:	Pressure Assisted
Trap passageway:	2-1/8" (54 mm)
Water Consumption	
Full:	1 gpf (3.8 lpf)
Water surface size:	9" x 7" (229 mm x 178 mm)
Rim to water surface:	5-7/8" (149 mm)
Rough-in:	12" (305 mm)
Seat-mounting holes:	5-1/2" (140 mm)

Fixture Supply Requirements

Min static pressure: 35 psi (241.3 kPa)

Notes

Install this product according to the installation instructions.

For back-to-back toilet installations: Use only a 45° double wye fitting.

ADA, OBC, CSA B651 compliant when installed to the specific requirements of these regulations.

The Model Plumbing Codes require the installation of elongated open-front toilet seats on public bathrooms.