



Memoirs®

Comfort Height® Toilet

K-3817-RA

Features

- Vitreous china.
- Two-piece toilet.
- Comfort Height® Elongated bowl.
- AquaPiston® flushing system.
- Includes right-hand polished chrome trip lever.
- 1.28 gpf (4.8 lpf).
- 2-1/8" (54 mm) fully glazed trapway.
- 12" (305 mm) rough-in.
- Less seat and supply.
- 11-3/4" (298 mm) x 9-1/2" (241 mm) water area.
- 30-3/8" (772 mm) x 18-7/8" (479 mm) x 31-1/16" (789 mm).
- Floor mount / Floor outlet.

Optional Accessories

K-9167-R Trip Lever
K-4650 Toilet Seat
K-1954 Touchless Toilet Flush Kit
K-4108 Toilet Seat with Cleansing Functionality
K-4636 Toilet Seat
K-4652 Toilet Seat
K-4659 Toilet Seat
K-4684 Toilet Seat
K-4688 Toilet Seat
K-4694 Toilet Seat
K-4709 Toilet Seat with Cleansing Functionality
K-4733 Toilet Seat
K-4737 Toilet Seat with Cleansing Functionality
K-4748 Toilet Seat
K-4774 Toilet Seat
K-4814 Toilet Seat
K-4888 Elongated Toilet Seat
K-5588 Elongated Toilet Seat
K-7637 Angle Supply with Stop (single)
K-4712-T Toilet Seat
K-4761-BN Toilet Seat
K-4761-CP Toilet Seat

Components

Product includes:

K-4380 Toilet Bowl
K-4434-RA Toilet Tank

Additional included component/s: Tank cover, Trip lever, Bolt cap accessory pack, and Tank accessory pack.



ADA

CSA B651

OBC

Codes/Standards

ASME A112.19.2/CSA B45.1
DOE - Energy Policy Act 1992
EPA WaterSense®
California Energy Commission (CEC)
ADA
ICC/ANSI A117.1
CSA B651
OBC




KOHLER® One-Year Limited Warranty

See website for detailed warranty information.

Available Color/Finishes

Color tiles intended for reference only.

Color	Code	Description
-------	------	-------------

	0	White
	96	Biscuit
	47	Almond


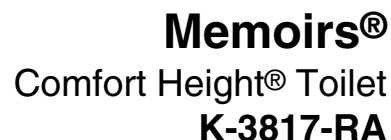
USA/Canada: 1-800-4KOHLER (1-800-456-4537)

Kohler Co. reserves the right to make revisions without notice to product specifications.

For the most current Specification Sheet, go to www.kohler.com.

1-13-2017 05:13

THE BOLD LOOK
OF **KOHLER**®



Toilet type:	Two-piece, Floor-mount
Waste Outlet:	Floor
Bowl shape:	Elongated front
Flush type:	AquaPiston
Trap passageway:	2-1/8" (54 mm)
Water Consumption	
Full:	1.28 gpf (4.8 lpf)
Water surface size:	11-3/4" x 9-1/2" (298 mm x 241 mm)
Rim to water surface:	6-1/8" (156 mm)
Rough-in:	12" (305 mm)
Seat-mounting holes:	5-1/2" (140 mm)

The Model Plumbing Codes require the installation of elongated open-front toilet seats on public bathrooms.