



Cimarron®

Comfort Height® Toilet

K-3851-UR

Features

- Vitreous china.
- Two-piece toilet.
- Comfort Height® Round-front bowl.
- AquaPiston® flushing system.
- Includes right-hand polished chrome trip lever.
- 1.28 gpf (4.8 lpf).
- 2-1/8" (54 mm) fully glazed trapway.
- 10" (254 mm) rough-in.
- Less seat and supply.
- 11" (279 mm) x 8-3/4" (222 mm) water area.
- 27-1/4" (692 mm) x 17-5/8" (448 mm) x 30-1/2" (775 mm).
- Floor mount / Floor outlet.
- Insuliner® tank liner included.

Optional Accessories

K-9466-R Right-hand Trip Lever
K-9470-R Right-hand Trip Lever
K-4009 Toilet Seat
K-4639 Toilet Seat
K-4644 Toilet Seat
K-4662 Toilet Seat
K-4663 Toilet Seat
K-4689 Toilet Seat
K-4695 Toilet Seat
K-4775 Toilet Seat
K-4816 Toilet Seat
K-5589 Round-Front Toilet Seat
K-5639 Round-Front Toilet Seat
K-7637 Angle Supply with Stop (single)
K-4686-A Toilet Seat
K-4716-T Toilet Seat
K-9466-L Left-hand Trip Lever

Components

Product includes:

K-4829 Toilet Bowl
K-4166-UR Toilet Tank

Additional included component/s: Tank cover, Trip lever, Bolt cap accessory pack, and Tank accessory pack.



Codes/Standards

ASME A112.19.2/CSA B45.1
DOE - Energy Policy Act 1992
EPA WaterSense®
California Energy Commission (CEC)




KOHLER® One-Year Limited Warranty

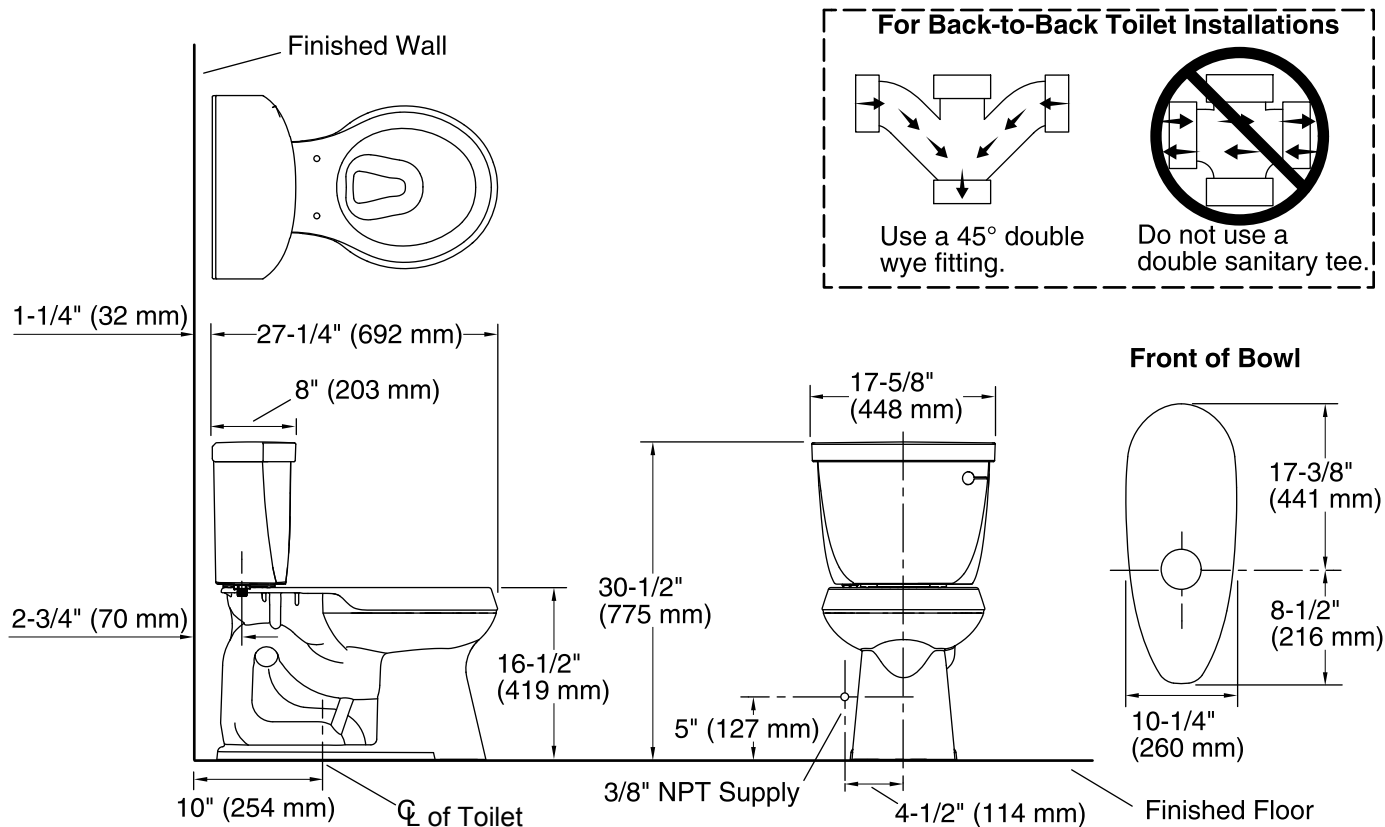
See website for detailed warranty information.

Available Color/Finishes

Color tiles intended for reference only.

Color	Code	Description
-------	------	-------------

	0	White
	96	Biscuit
	47	Almond



Technical Information

All product dimensions are nominal.

Toilet type:	Two-piece, Floor-mount
Waste Outlet:	Floor
Bowl shape:	Round front
Flush type:	AquaPiston
Trap passageway:	2-1/8" (54 mm)
Water Consumption	
Full:	1.28 gpf (4.8 lpf)
Water surface size:	11" x 8-3/4" (279 mm x 222 mm)
Rim to water surface:	5-1/4" (133 mm)
Rough-in:	10" (254 mm)
Seat-mounting holes:	5-1/2" (140 mm)

Notes

Install this product according to the installation instructions.

For back-to-back toilet installations: Use only a 45° double wye fitting.