



Wellworth®
Class Five® Toilet
K-3947

Features

- Vitreous china.
- Two-piece toilet.
- Regular height Round-front bowl.
- Class Five® flushing system.
- Includes left-hand polished chrome trip lever.
- 1.28 gpf (4.8 lpf).
- 2-1/8" (54 mm) fully glazed trapway.
- 14" (356 mm) rough-in.
- Less seat and supply.
- 10-1/2" (267 mm) x 7-3/4" (197 mm) water area.
- 29-5/8" (752 mm) x 18-1/4" (464 mm) x 28-3/4" (730 mm).
- Floor mount / Floor Outlet.

Optional Accessories

- K-4639 Toilet Seat
- K-4689 Toilet Seat
- K-7637 Angle Supply with Stop (single)

Components

Product includes:

- K-4197 Round-Front Bowl
- K-4841 Toilet Tank

Additional included component/s: Tank cover, Trip lever, Bolt cap accessory pack, and Tank accessory pack.



Codes/Standards





ASME A112.19.2/CSA B45.1
DOE - Energy Policy Act 1992
EPA WaterSense®
California Energy Commission (CEC)

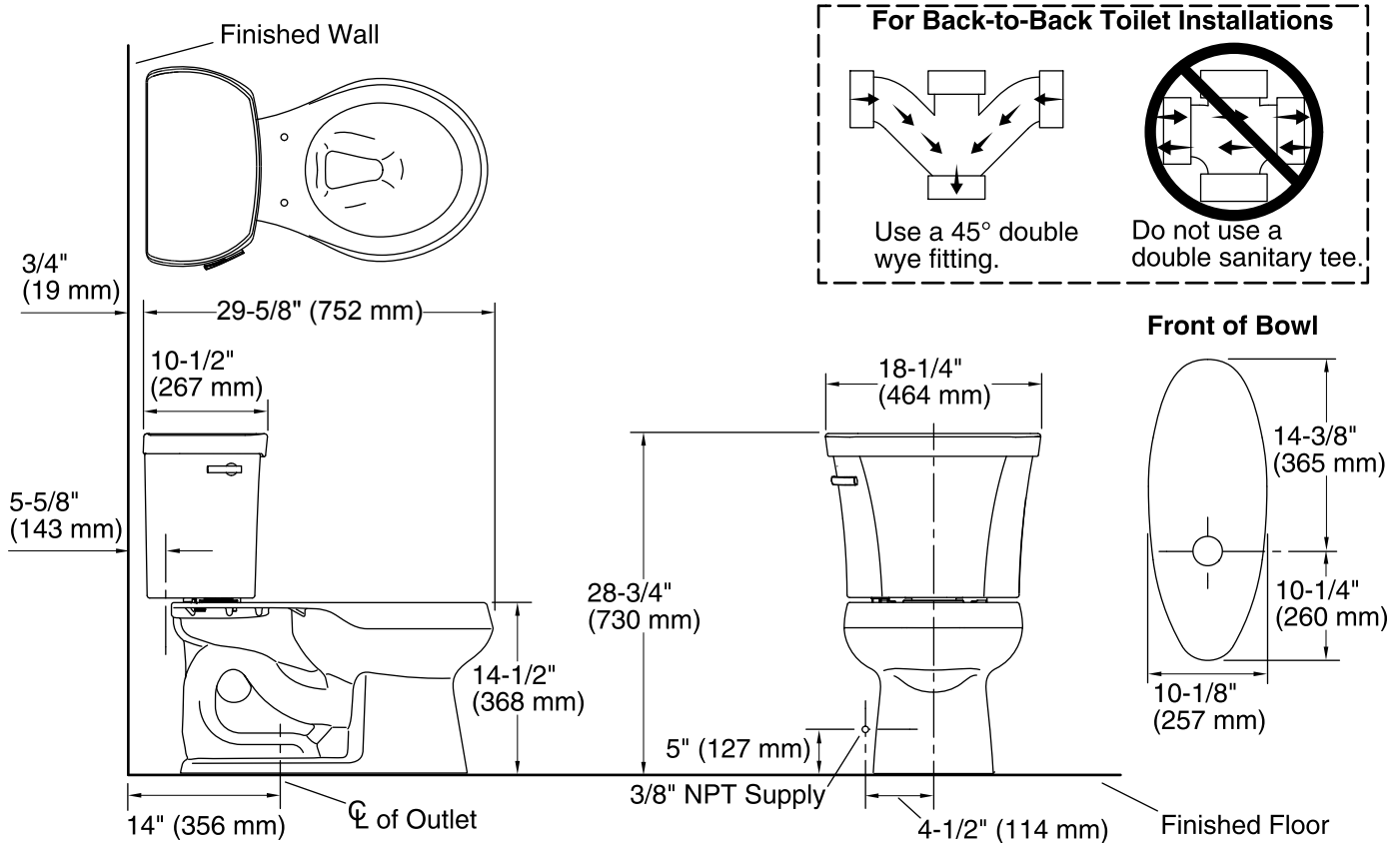
KOHLER® One-Year Limited Warranty

See website for detailed warranty information.

Available Color/Finishes

Color tiles intended for reference only.

Color	Code	Description
	0	White
	96	Biscuit
	47	Almond
	7	Black Black™



Technical Information

All product dimensions are nominal.

Toilet type:	Two-piece, Floor-mount
Waste Outlet:	Floor
Bowl shape:	Round front
Flush type:	Class Five
Trap passageway:	2-1/8" (54 mm)
Water Consumption	
Full:	1.28 gpf (4.8 lpf)
Water surface size:	10-1/2" x 7-3/4" (267 mm x 197 mm)
Rim to water surface:	5-1/4" (133 mm)
Rough-in:	14" (356 mm)
Seat-mounting holes:	5-1/2" (140 mm)

Notes

Install this product according to the installation instructions.