



Wellworth®
Class Five® Toilet
K-3978

Features

- Vitreous china.
- Two-piece toilet.
- Regular height Elongated bowl.
- Class Five® flushing system.
- Includes left-hand polished chrome trip lever.
- 1.6 gpf (6.0 lpf).
- 2-1/8" (54 mm) fully glazed trapway.
- 12" (305 mm) rough-in.
- Less seat and supply.
- 11-1/4" (286 mm) x 8-1/4" (210 mm) water area.
- 30" (762 mm) x 18" (457 mm) x 29-1/4" (743 mm).
- Floor mount / Floor outlet.

Optional Accessories

- K-4636 Toilet Seat
- K-4688 Toilet Seat
- K-7637 Angle Supply with Stop (single)

Components

Product includes:

- K-4198 Elongated Bowl
- K-4468 Toilet Tank

Additional included component/s: Tank cover, Trip lever, Bolt cap accessory pack, and Tank accessory pack.



Codes/Standards





ASME A112.19.2/CSA B45.1
DOE - Energy Policy Act 1992
California Energy Commission (CEC)

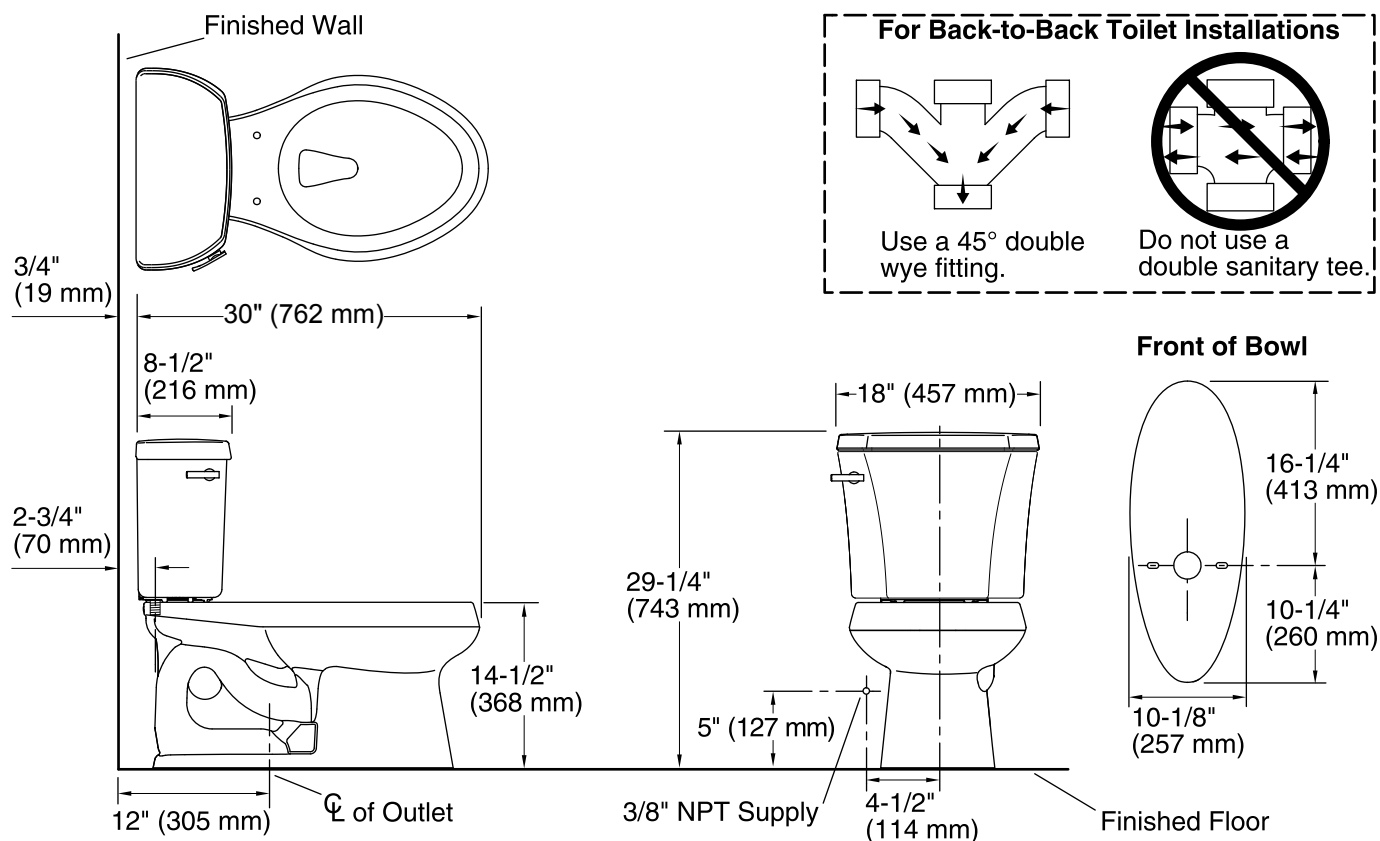
KOHLER® One-Year Limited Warranty

See website for detailed warranty information.

Available Color/Finishes

Color tiles intended for reference only.

Color	Code	Description
	0	White
	96	Biscuit
	47	Almond
	7	Black Black™



Technical Information

All product dimensions are nominal.

Toilet type: Two-piece, Floor-mount

Waste Outlet: Floor

Bowl shape: Elongated front

Flush type: Class Five

Trap passageway: 2-1/8" (54 mm)

Water Consumption

Full: 1.6 gpf (6 lpf)

Water surface size: 11-1/4" x 8-1/4" (286 mm x 210 mm)

Rim to water surface: 5-1/4" (133 mm)

Rough-in: 12" (305 mm)

Seat-mounting holes: 5-1/2" (140 mm)

Notes

Install this product according to the installation instructions.

For back-to-back toilet installations: Use only a 45° double wye fitting.