



Freshman™
1.0 gpf Rear-inlet Urinal
K-4989-R

Features

- Siphon jet.
- 3/4" rear spud.
- 1.0 gpf (3.8 lpf).
- Includes inlet and outlet spuds and hangers.

Material

- Vitreous china.

Components

Additional included component/s: Urinal, Inlet Spud, Outlet Spud, and Hangers.



Codes/Standards





ASME A112.19.2/CSA B45.1
DOE - Energy Policy Act 1992

KOHLER® One-Year Limited Warranty

See website for detailed warranty information.

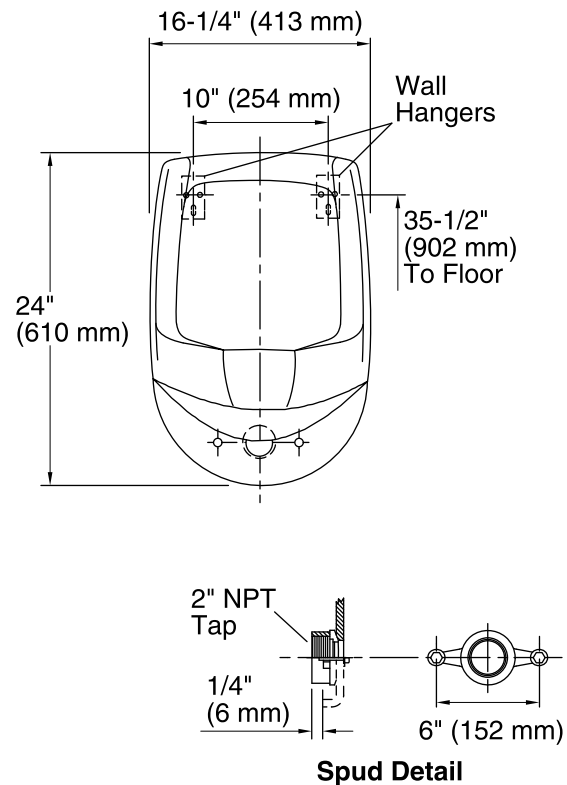
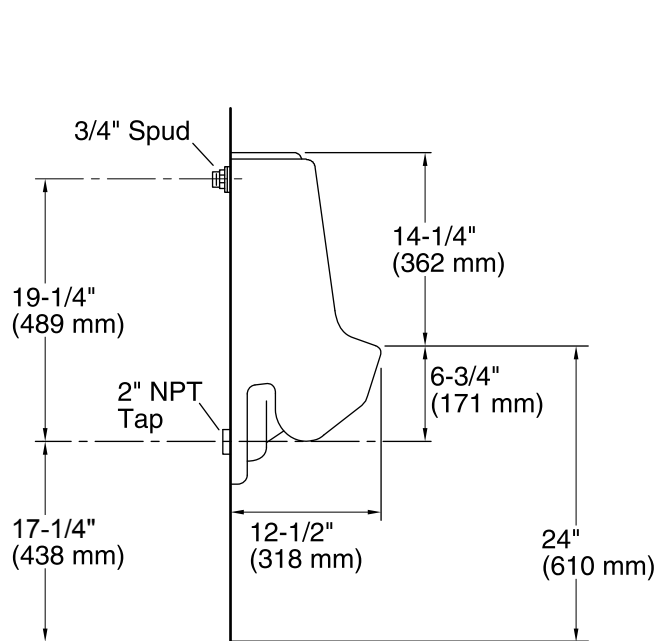
Available Color/Finishes

Color tiles intended for reference only.

Color	Code	Description
	0	White
	96	Biscuit
	47	Almond
	7	Black Black™



Freshman™
1.0 gpf Rear-inlet Urinal
K-4989-R



Technical Information

All product dimensions are nominal.

Flush outlet Siphon jet
technology:

Spud size: inlet, Rear

Max. Water per Flush: 1 gal (3.8 L)

Notes

Install this product according to the installation
guide.