



Steward®

Hybrid High Efficiency Urinal (HEU)

K-5244-ER

Features

- Revolutionary funnel design virtually eliminates splashback.
- KOHLER-engineered water flushing spreader successfully rinses the inverted back wall, sides, and front of the urinal basin for a more sanitary customer experience.
- Constructed of vitreous china.
- Ultra low consumption. Operates at 0.125 gpf (0.47 lpf).
- 1/2" flexible rear supply hose.
- Includes removable strainer, 2" outlet spud, universal mounting bracket, and hangers.

Installation

- 15 5/8" extended rim allows for ADA installation.
- Large footprint covers old urinal wall print.

Water Conservation & Rebates

- Offers 80% water savings compared to standard 1.0-gpf urinals.
- This product can help a building earn Water Efficiency points in the LEED Green Building Rating System™. See specification sheet for water use data.
- WaterSense® compliant when used with WaterSense flushometer.

Components

Additional included component/s: 2" outlet spud, Hanger (2 required), Universal mounting bracket, Removable strainer, Braided stainless steel hose, G1/2, and 5/8" male adapter.



ADA

Codes/Standards





ASME A112.19.2/CSA B45.1
DOE - Energy Policy Act 1992
EPA WaterSense®
California Energy Commission (CEC)
ADA
ICC/ANSI A117.1

KOHLER® One-Year Limited Warranty

See website for detailed warranty information.

Available Color/Finishes

Color tiles intended for reference only.

Color	Code	Description
	0	White
	96	Biscuit
	47	Almond
	7	Black Black™

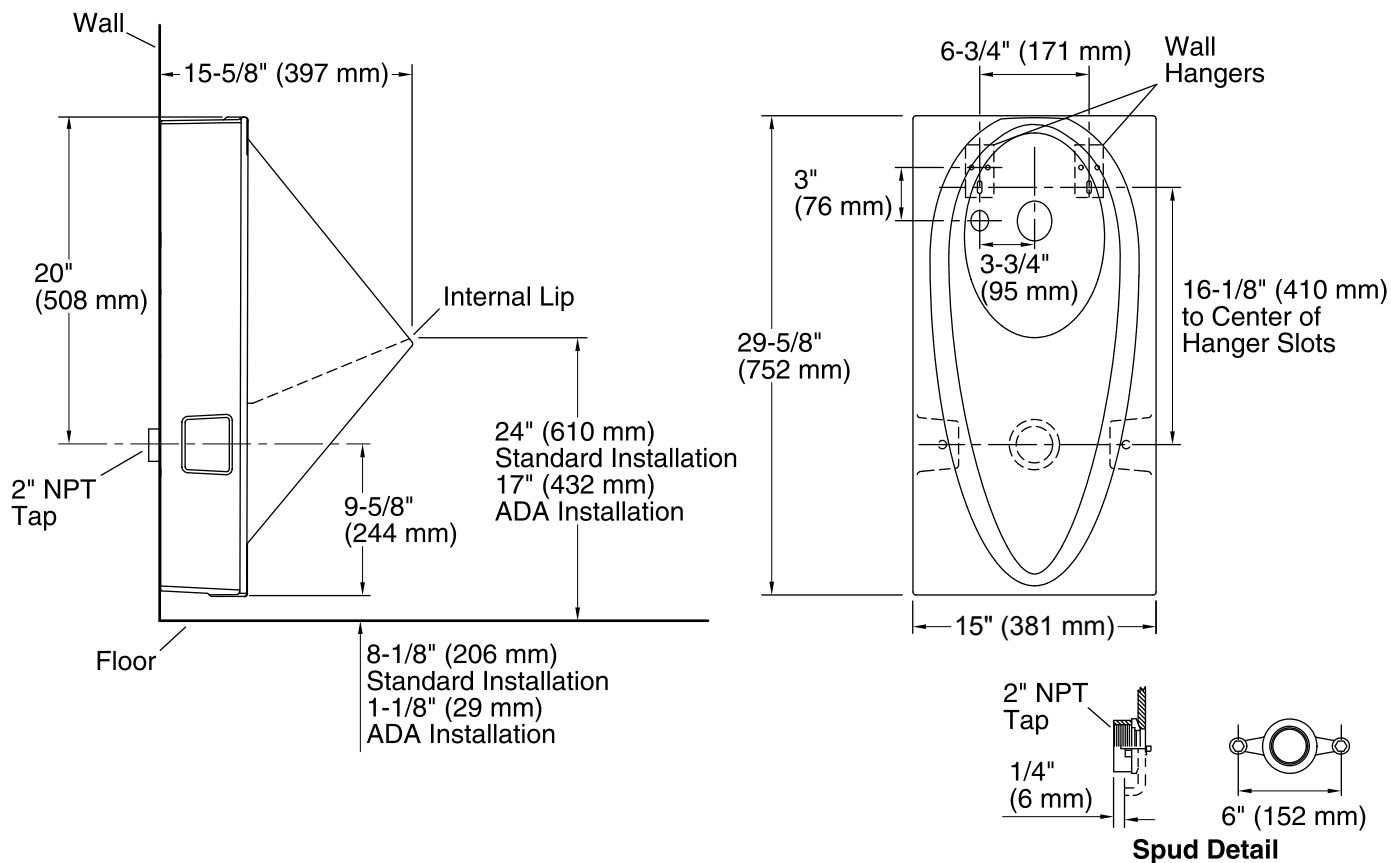
USA/Canada: 1-800-4KOHLER (1-800-456-4537)

Kohler Co. reserves the right to make revisions without notice to product specifications.

For the most current Specification Sheet, go to www.kohler.com.

12-20-2016 05:58

THE BOLD LOOK
OF **KOHLER**®



Technical Information

All product dimensions are nominal.

Spud size: 3/4", Inlet, Rear

Spud size: 2", Outlet, Rear

Min. Water per Flush: 0.125 gal (0.5 L)

Designed for the above water use when installed with a water-saving flushometer.

Notes

Install this product according to the installation guide.

NOTICE: For ADA compliance, measurement must be from the floor to the top of the internal lip.

ADA compliant when installed to the specific requirements of these regulations.