



Cimarron®

Skirted Trapway Two-piece Toilet

K-5310

Features

- Vitreous china.
- Comfort Height® Elongated bowl.
- Class Five® flushing system.
- Includes left-hand polished chrome trip lever.
- 1.28 gpf (4.8 lpf).
- Concealed trapway.
- 2-1/8" (54 mm) fully glazed trapway.
- Clean Caps™ low-profile bolt caps.
- 12" (305 mm) rough-in.
- Less seat and supply.
- 9-1/2" (241 mm) x 6-1/2" (165 mm) water area.
- 29" (737 mm) x 17-3/4" (451 mm) x 30-3/10" (770 mm).
- Floor mount / Floor outlet.

Optional Accessories

- K-7637 Angle Supply with Stop (single)
- K-4636 Toilet Seat
- K-4731-C Commercial Heavy-duty Toilet Seat

Components

Product includes:

- K-5309 Skirted Trapway Bowl
- K-4369 Toilet Tank
- Additional included component/s: Tank cover, Trip lever, and Floor Mounting Kit.



ADA

Codes/Standards



ASME A112.19.2/CSA B45.1
DOE - Energy Policy Act 1992
EPA WaterSense®
California Energy Commission (CEC)
ADA
ICC/ANSI A117.1


See website for detailed warranty information.

Available Color/Finishes

Color tiles intended for reference only.

Color	Code	Description
-------	------	-------------

	0	White
	96	Biscuit



Toilet type: Two-piece
Trap passageway: 2-1/8" (54 mm)

Full: 1.28 gpf (4.8 lpf)

Water surface size: 9-5/8" x 6-5/8" (244 mm x 168 mm)

Rim to water surface: 6-3/8" (163 mm)

Rough-in: 12" (305 mm)

Fixture Supply Requirements

Min static pressure: 15 psi (103.4 kPa)

Notes

Install this product according to the installation instructions.

For back-to-back toilet installations: Use only a 45° double wye fitting.

ADA compliant when installed to the specific requirements of these regulations.

The Model Plumbing Codes require the installation of elongated open-front toilet seats on public bathrooms.