



Iron Plains™

Bathroom Sink

K-5400

Features

- KOHLER enameled cast iron
- Drop-in or under-mount installation
- With overflow

Optional Accessories

52047 Clamp Accessory Pack, 4 Ea.

Components

Product includes:

1193643 Basin Clamps



ADA

Codes/Standards

ASME A112.19.1/CSA B45.2

ADA















ICC/ANSI A117.1

KOHLER® Lifetime Limited Warranty for Cast Iron Components

See website for detailed warranty information.

Available Color/Finishes

Color tiles intended for reference only.

Color	Code	Description
	0	White
	FF	Sea Salt™
	96	Biscuit
	47	Almond
	FD	Cane Sugar™
	NY	Dune
	G9	Sandbar
	KC	Vapour™ Blue
	KG	Vapour™ Green
	K4	Cashmere
	FT	Basalt
	20	Suede
	KA	Black 'n Tan
	7	Black Black™

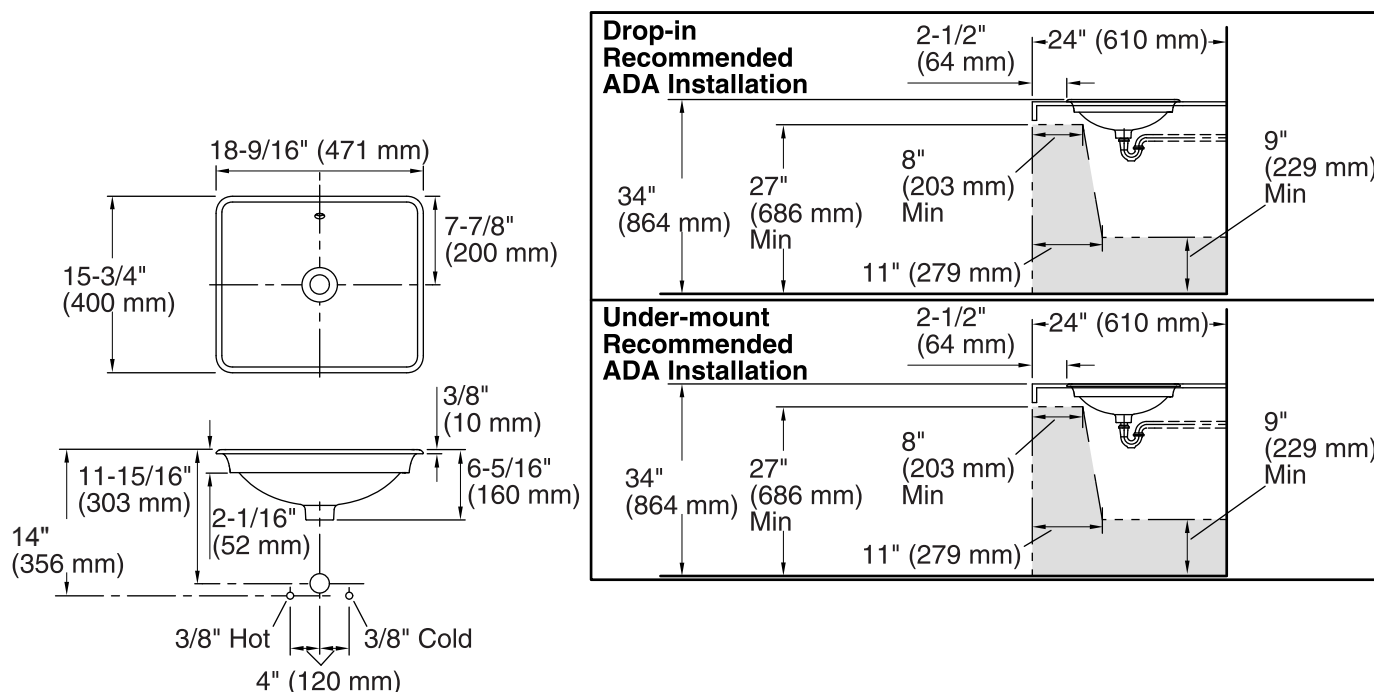
USA/Canada: 1-800-4KOHLER (1-800-456-4537)

Kohler Co. reserves the right to make revisions without notice to product specifications.

For the most current Specification Sheet, go to www.kohler.com.

12-20-2016 06:01

THE BOLD LOOK
OF **KOHLER**®



Technical Information

All product dimensions are nominal.

Bowl configuration: Single

Installation: Drop-In, Under-mount

Bowl area (Only) Length: 17-1/2" (445 mm)

Width: 14-3/4" (375 mm)

Bowl depth: 4-9/16" (116 mm)

With overflow: Yes

Water depth: 2-15/16" (74 mm)

With overflow: Yes

Bowl area

Template: 1222632-7, required, included

Notes

Install this product according to the installation instructions.

NOTICE: Countertop manufacturer or cutter must use the cut-out template provided with the product, or a current one provided by Kohler Co. (call 1-800-4-KOHLER). Kohler Co. is not responsible for cutout errors when the incorrect cut-out template is used.

ADA compliant when installed to the specific requirements of these regulations.