



**Riverby®**  
Top-mount Kitchen Sink  
**K-5479-4**

**Features**

- 25-inch minimum base cabinet width.
- Single bowl.
- 4 faucet holes (-4).
- 5-1/4-inch depth.
- Includes cutout templates.

**Material**

- KOHLER enameled cast iron.

**Installation**

- Top-mount.

**Recommended Accessories**

K-9000 P-Trap

**Optional Accessories**

K-8801 Sink Strainer



ADA

**Codes/Standards**

ASME A112.19.1/CSA B45.2

ADA












ICC/ANSI A117.1

**KOHLER® Enameled Cast Iron Kitchen Sink - Lifetime Limited Warranty**

See website for detailed warranty information.

**Available Color/Finishes**

*Color tiles intended for reference only.*

Color	Code	Description
	0	White
	FF	Sea Salt™
	96	Biscuit
	47	Almond
	FD	Cane Sugar™
	95	Ice™ Grey
	G9	Sandbar
	K4	Cashmere
	20	Suede
	KA	Black 'n Tan
	7	Black Black™

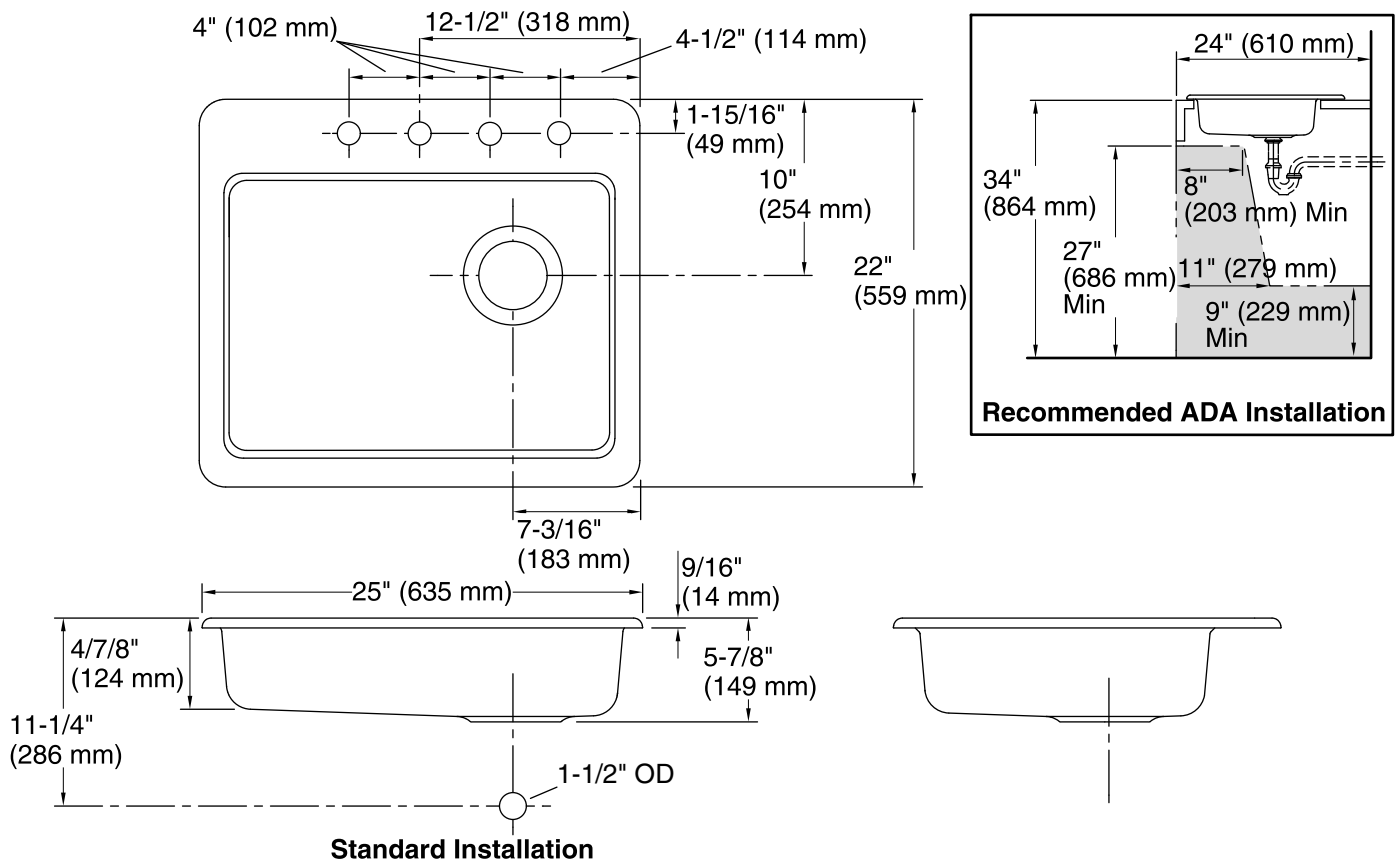
USA/Canada: 1-800-4KOHLER (1-800-456-4537)

Kohler Co. reserves the right to make revisions without notice to product specifications.

For the most current Specification Sheet, go to [www.kohler.com](http://www.kohler.com).

12-20-2016 06:04

THE BOLD LOOK  
OF **KOHLER®**



## Technical Information

All product dimensions are nominal.

Installation:	Top-mount, Top-mount
Bowl area (Only)	Length: 22-1/4" (566 mm) Width: 17-1/4" (438 mm) Bowl depth: 5-1/4" (133 mm) Water depth: 5-1/4" (133 mm)
Number of deck holes:	4
Template:	1172565-7, required, included

## Notes

Install this product according to the installation instructions.

**NOTICE:** Countertop manufacturer or cutter must use the cut-out template provided with the product, or a current one provided by Kohler Co. (call 1-800-4-KOHLER). Kohler Co. is not responsible for cutout errors when the incorrect cut-out template is used.

ADA compliant when installed to the specific requirements of these regulations.