



Underscore®

5' Bath

K-5701-2MW



Features

- Dual lumbar supports two-person bathing by offering comfort at both ends.
- Streams music by pairing wirelessly with your smart phone, tablet, iPod, or other
- Center drain.
- Integral faucet deck.
- Slotted overflow allows for soaking.
- Bask heated surface creates spa-like relaxation with soothing warmth on your back, shoulders, and neck.
- Bluetooth®*-enabled device.

Material

- Acrylic

Installation

- Freestanding

Required Accessories

K-7271 Brass Slotted Overflow Bath Drain

or

K-7272 PVC Slotted Overflow Bath Drain



Codes/Standards

CSA B45.5/IAPMO Z124

UL 1795

CSA C22.2 No. 218.2

Greenguard UL 2818 - Gold

CARB P2

KOHLER® One-Year Limited Warranty

See website for detailed warranty information.

USA/Canada: 1-800-4KOHLER (1-800-456-4537)


Kohler Co. reserves the right to make revisions without notice to product specifications.

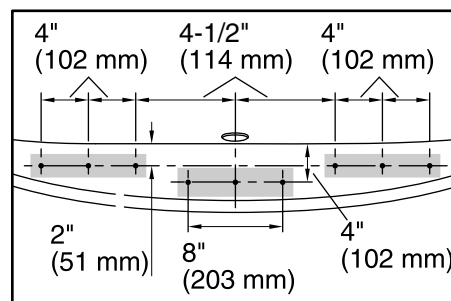
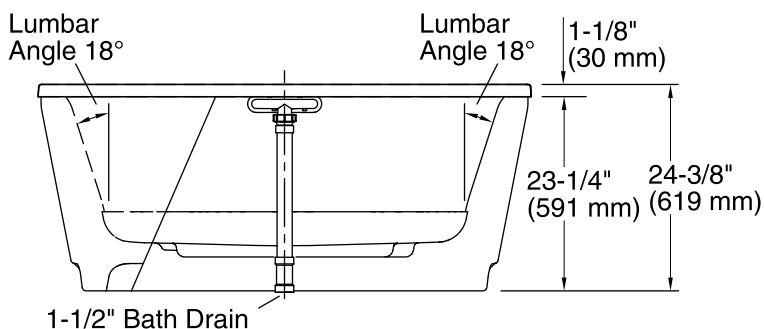
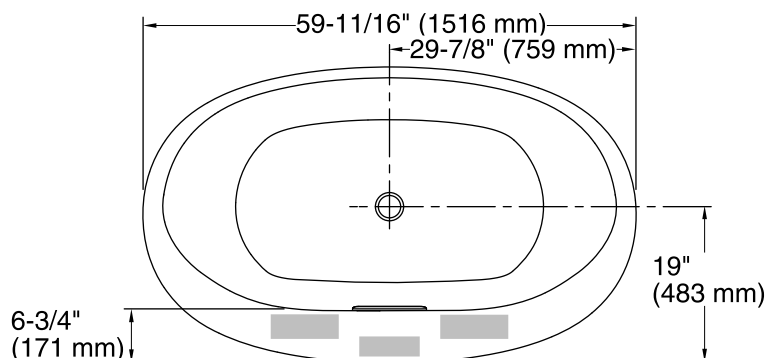
For the most current Specification Sheet, go to www.kohler.com.

1-10-2017 02:53

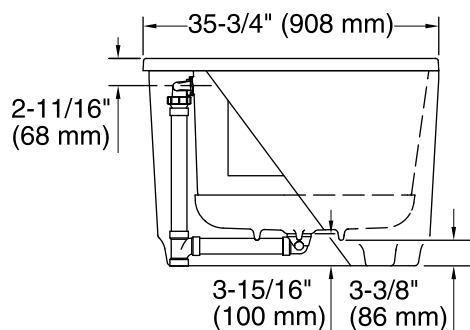
THE BOLD LOOK
OF **KOHLER®**

No change in measurements if connected with drain illustrated. (K-7272)

 Faucet area.



Faucet Hole Locations
(For KOHLER® Brand Only)



Required Electrical Service

One dedicated circuit required, protected with Class A Ground-Fault Circuit-Interrupter (GFCI) or Residual Current Device (RCD).

Heated Surface, 120 V, 15 A, 60 Hz
Amplifier:

Technical Information

All product dimensions are nominal.

Installation:	Freestanding
Drain location:	Center
Basin area, bottom:	43" x 25-5/8" (1093 mm x 651 mm)
Basin area, top:	55-9/16" x 28-3/8" (1411 mm x 720 mm)
Weight:	91 lbs (41.3 kg)
Minimum floor load:	45.4 lbs/ft² (221.7 kg/m²)
Water depth:	16-5/16" (415 mm)
Water capacity:	72.017 gal (272.6 L)
Template:	Footprint, 1265462, not required, not included
Electrical component rating:	Heated Surface: 120 V, 1.1 A, 60 Hz Amplifier: 100-240 V, 1.2 A, 50/60 Hz
Minimum flat for door:	0" (0 mm)

Notes

Measure your actual product for rough-in details.

Install this product according to the installation instructions.

The hot water supply should be 70% of the capacity of the bath or greater. Installations will vary.

Included amplifier can be located within the bath shroud or in a remote location (recommended). For rough-in details, reference the amplifier Specification Sheet for additional information.