



Underscore®

5' Bath

K-5701-2M



Features

- Integral lumbar support.
- Streams music by pairing wirelessly with your smart phone, tablet, iPod, or other
- Center drain.
- Integral faucet deck.
- Slotted overflow for deep soaking.
- *The BLUETOOTH® word mark and logos are registered trademarks owned by Bluetooth SIG, Inc. and any use of such marks by Kohler Co. is under license. Other trademarks and trade names are those of their respective owners.
- Bluetooth®*-enabled device.

Material

- Acrylic

Installation

- Freestanding

Required Accessories

K-7271 Brass Slotted Overflow Bath Drain

or

K-7272 PVC Slotted Overflow Bath Drain



Codes/Standards

CSA B45.5/IAPMO Z124

UL 1795

CSA C22.2 No. 218.2

Greenguard UL 2818 - Gold

CARB P2

KOHLER® One-Year Limited Warranty

See website for detailed warranty information.

USA/Canada: 1-800-4KOHLER (1-800-456-4537)

Kohler Co. reserves the right to make revisions without notice to product specifications.

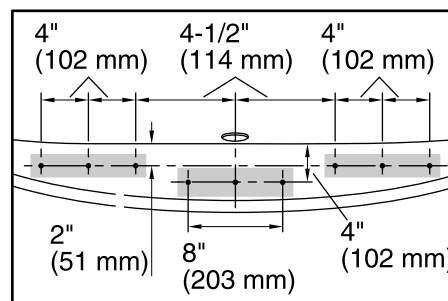
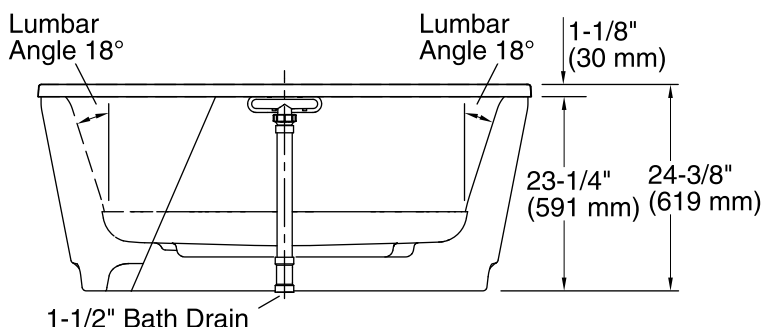
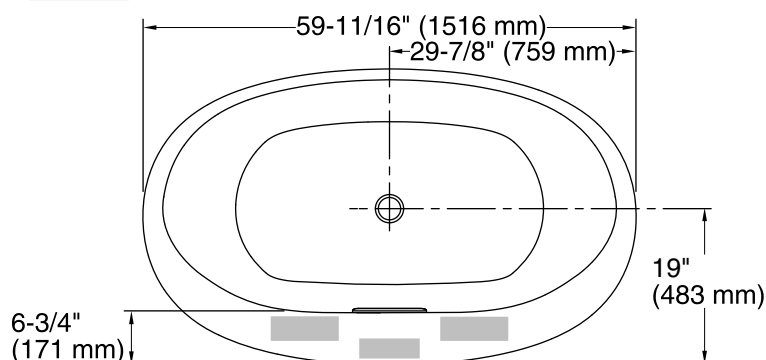
For the most current Specification Sheet, go to www.kohler.com.

1-10-2017 02:53

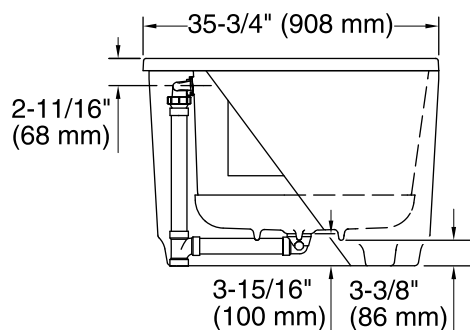
THE BOLD LOOK
OF **KOHLER®**

No change in measurements if connected with drain illustrated. (K-7272)

Faucet area.



Faucet Hole Locations
(For KOHLER® Brand Only)



Required Electrical Service

One circuit required, protected with Class A Ground-Fault Circuit-Interrupter (GFCI) or Residual Current Device (RCD).

Amplifier: 120 V, 15 A, 60 Hz

Technical Information

All product dimensions are nominal.

Installation: Freestanding

Drain location: Center

Basin area, bottom: 43" x 25-5/8" (1093 mm x 651 mm)

Basin area, top: 55-9/16" x 28-3/8" (1411 mm x 720 mm)

Weight: 91 lbs (41.3 kg)

Minimum floor load: 45.4 lbs/ft² (221.7 kg/m²)

Water depth: 16-5/16" (415 mm)

Water capacity: 72.017 gal (272.6 L)

Template: Footprint, 1265462, not required, not included

Electrical component rating: Amplifier: 100-240 V, 1.2 A, 50/60 Hz

Minimum flat for door: 0" (0 mm)

Notes

Measure your actual product for rough-in details.

Install this product according to the installation instructions.

The hot water supply should be 70% of the capacity of the bath or greater. Installations will vary.

Included amplifier can be located within the bath shroud or in a remote location (recommended). For rough-in details, reference the amplifier Specification Sheet for additional information.