



## Underscore® 5' BubbleMassage™ Bath K-5702-G2MW



### Features

- Integral faucet deck.
- Dual lumbar supports two-person bathing by offering comfort at both ends
- Center drain.
- Slotted overflow for deep soaking.
- Bask heated surface creates spa-like relaxation with soothing warmth on your back, shoulders, and neck.
- 118-122 BubbleMassage™ airjets. 18 levels of massage intensity.
- Streams music by pairing wirelessly with your smart phone, tablet, iPod, or other Bluetooth®\*-enabled device.
- The BLUETOOTH® word mark and logos are registered trademarks owned by Bluetooth SIG, Inc. and any use of such marks by Kohler Co. is under license. Other trademarks and trade names are those of their respective owners.

### Hydrotherapy

- 118-122 BubbleMassage™ airjets. 18 levels of massage intensity.

### Installation

- Freestanding.

### Required Accessories

- K-7271 Brass Slotted Overflow Bath Drain  
or  
K-7272 PVC Slotted Overflow Bath Drain



### Codes/Standards

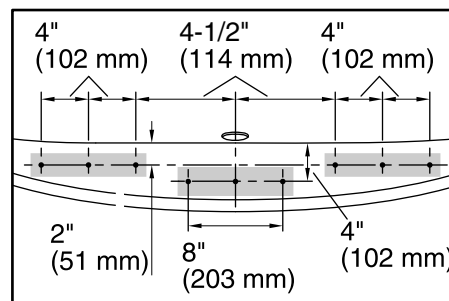
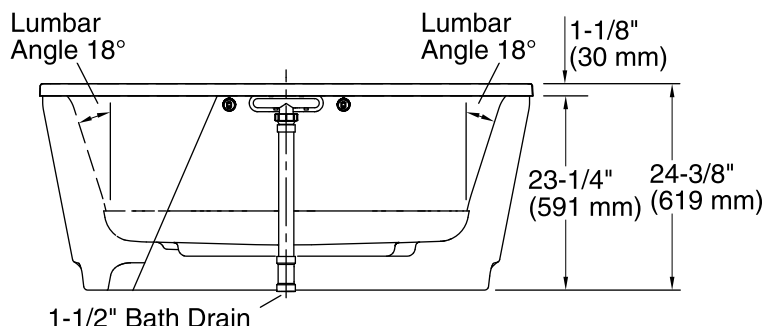
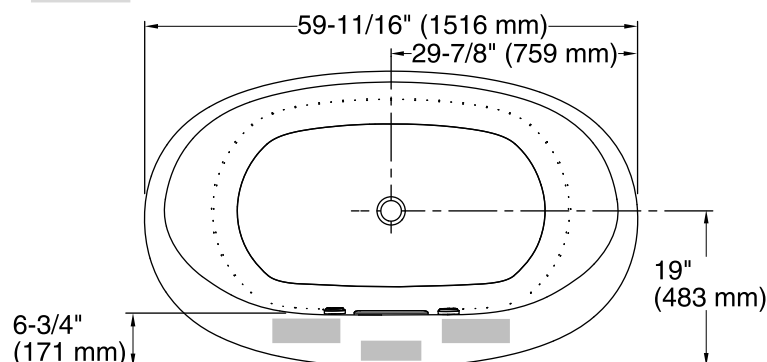
ASME A112.19.7/CSA B45.10  
CSA B45.5/IAPMO Z124  
UL 1795  
Greenguard UL 2818 - Gold  
CARB P2

### KOHLER® One-Year Limited Warranty

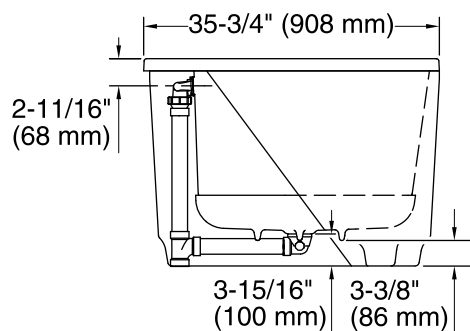
See website for detailed warranty information.

No change in measurements if connected with drain illustrated. (K-7272)

Faucet area.



**Faucet Hole Locations  
(For KOHLER® Brand Only)**



### Required Electrical Service

One dedicated circuit required, protected with Class A Ground-Fault Circuit-Interrupter (GFCI) or Residual Current Device (RCD).

Blower, Heated 120 V, 15 A, 60 Hz  
Surface, Amplifier:

### Technical Information

All product dimensions are nominal.

Installation:	Freestanding
Drain location:	Center
Basin area, bottom:	43" x 25-5/8" (1093 mm x 651 mm)
Basin area, top:	55-9/16" x 28-3/8" (1411 mm x 720 mm)
Weight:	100 lbs (45.4 kg)
Minimum floor load:	45.4 lbs/ft² (221.7 kg/m²)
Water depth:	16-5/16" (415 mm)
Water capacity:	72.017 gal (272.6 L)
Template:	Footprint, 1265462, not required, not included
Electrical component rating:	Blower: 120 V, 5 A, 60 Hz, 300 W Heated Surface: 120 V, 1.1 A, 60 Hz, 65

### Notes

Measure your actual product for rough-in details.

Install this product according to the installation instructions.

The hot water supply should be 70% of the capacity of the bath or greater. Installations will vary.

Provide one grounded electrical outlet within 24" (610 mm) of each component.

A second grounded outlet within the wall framing must be within 24" (610 mm) of the planned control amplifier. Provide a third grounded outlet if connecting a powered wireless device or adapter.

Remote blower installation is required. Relocation kit is included.

Included amplifier can be located within the bath shroud or in a remote location (recommended). For rough-in details, reference the amplifier Specification Sheet for additional information.