



Underscore® 5' BubbleMassage™ Bath K-5702-G2M



Features

- Integral faucet deck
- Dual lumbar supports two-person bathing by offering comfort at both ends
- Streams music by pairing wirelessly with your smart phone, tablet, iPod, or other Bluetooth®*-enabled device.
- Center drain.
- Slotted overflow allows for soaking.
- 118-122 BubbleMassage™ airjets. 18 levels of massage intensity.
- *The BLUETOOTH® word mark and logos are registered trademarks owned by Bluetooth SIG, Inc. and any use of such marks by Kohler Co. is under license. Other trademarks and trade names are those of their respective owners.

Material

- Acrylic.

Hydrotherapy

- 118-122 BubbleMassage™ airjets. 18 levels of massage intensity.

Installation

- Freestanding

Required Accessories

K-7271 Brass Slotted Overflow Bath Drain

or

K-7272 PVC Slotted Overflow Bath Drain



Codes/Standards

ASME A112.19.7/CSA B45.10

CSA B45.5/IAPMO Z124

UL 1795

Greenguard UL 2818 - Gold

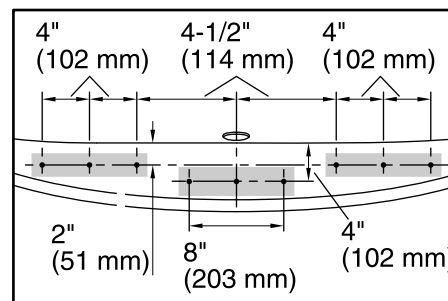
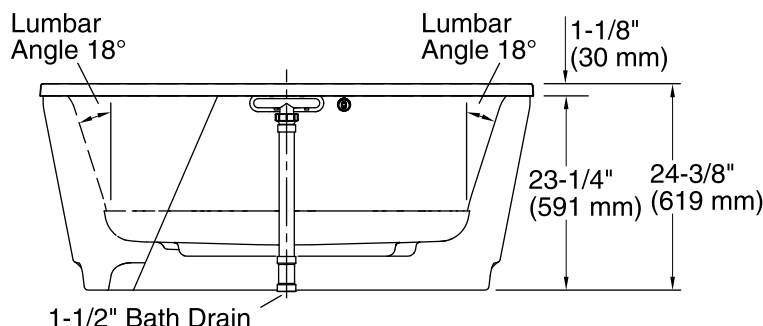
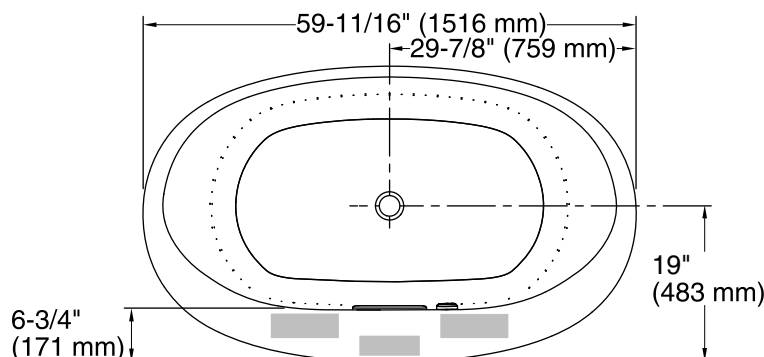
CARB P2

KOHLER® One-Year Limited Warranty

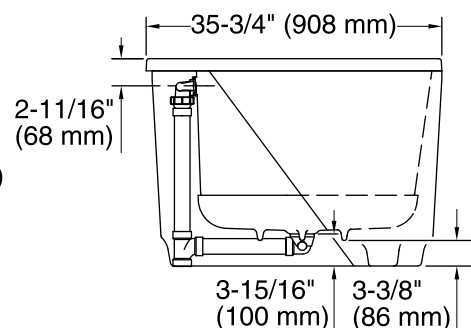
See website for detailed warranty information.

No change in measurements if connected with drain illustrated. (K-7272)

Faucet area.



**Faucet Hole Locations
(For KOHLER® Brand Only)**



Required Electrical Service

One dedicated circuit required, protected with Class A Ground-Fault Circuit-Interrupter (GFCI) or Residual Current Device (RCD).

Blower, Amplifier: 120 V, 15 A, 60 Hz

Technical Information

All product dimensions are nominal.

Installation:	Freestanding
Drain location:	Center
Basin area, bottom:	43" x 25-5/8" (1093 mm x 651 mm)
Basin area, top:	55-9/16" x 28-3/8" (1411 mm x 720 mm)
Weight:	94.5 lbs (42.9 kg)
Minimum floor load:	45.4 lbs/ft² (221.7 kg/m²)
Water depth:	16-5/16" (415 mm)
Water capacity:	72.017 gal (272.6 L)
Template:	Footprint, 1265462, not required, not included
Electrical component rating:	Blower: 120 V, 3 A, 60 Hz, 300 W Amplifier: 100-240 V, 1.2 A, 50/60 Hz
Blower speed:	Variable
Minimum flat for door:	0" (0 mm)

Notes

Measure your actual product for rough-in details.

Install this product according to the installation instructions.

The hot water supply should be 70% of the capacity of the bath or greater. Installations will vary.

Included amplifier can be located within the bath shroud or in a remote location (recommended). For rough-in details, reference the amplifier Specification Sheet for additional information.

Remote blower installation is required. Relocation kit is included.