



Underscore® 5' VibrAcoustic® Bath K-5702-VBW



Features

- Dual lumbar supports two-person bathing by offering comfort at both ends.
- Center drain.
- Six transducers and a control amplifier with 25' (7.6 m) of wiring.
- Slotted overflow for deep soaking.
- Bask® heated surface creates spa-like relaxation with soothing warmth on your back, shoulders, and neck.
- VibrAcoustic® technology emits sound waves and offers a surround sound experience.
- Integral lumbar support and armrests for comfort.
- Textured bottom surface.
- Wide ledge on one side is ideal for deck-mount faucet and/or handshower.
- High-resolution color screen in polished chrome.
- Plug in your smart phone, tablet, or MP3 player via auxiliary-in cable. Add your own receiver to stream wirelessly via Bluetooth®.

Material

- Acrylic

Installation

- Freestanding

Required Accessories

K-7271 Brass Slotted Overflow Bath Drain

or

K-7272 PVC Slotted Overflow Bath Drain

Components

Additional included component/s: 25' (7.6 m) cables.



Codes/Standards

CSA B45.5/IAPMO Z124

UL 1795

CSA C22.2 No. 218.2

Greenguard UL 2818 - Gold

CARB P2






KOHLER® One-Year Limited Warranty

See website for detailed warranty information.

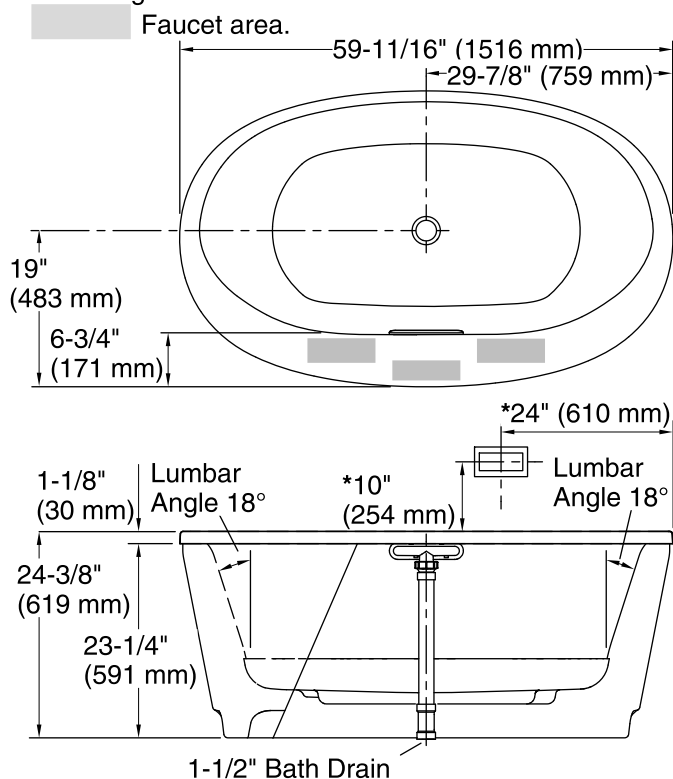
Available Color/Finishes

Color tiles intended for reference only.

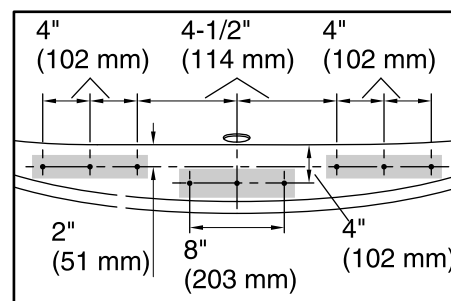
Color	Code	Description
-------	------	-------------

	0	White
	96	Biscuit
	47	Almond
	NY	Dune
	G9	Sandbar

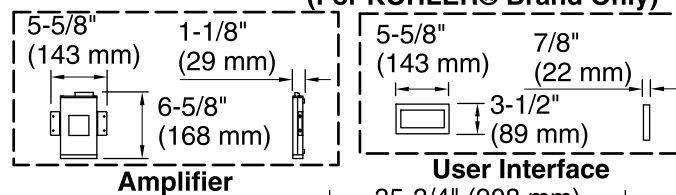
No change in measurements if connected with drain illustrated. (K-7272)



***Recommended User Interface Location**

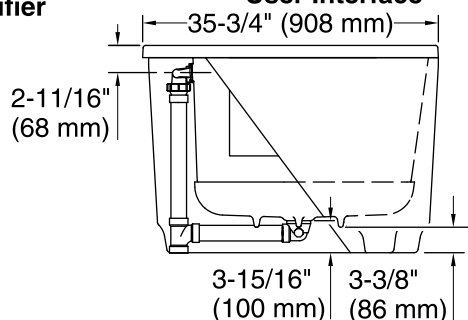


**Faucet Hole Locations
(For KOHLER® Brand Only)**



Amplifier

User Interface



Required Electrical Service

One circuit required, protected with Class A Ground-Fault Circuit-Interrupter (GFCI) or Residual Current Device (RCD).

Amplifier, Heated 120 V, 15 A, 60 Hz

Surface:

Technical Information

All product dimensions are nominal.

Installation:	Freestanding
Drain location:	Center
Basin area, bottom:	43" x 25-5/8" (1093 mm x 651 mm)
Basin area, top:	55-9/16" x 28-3/8" (1411 mm x 720 mm)
Weight:	90 lbs (40.8 kg)
Minimum floor load:	45.4 lbs/ft ² (221.7 kg/m ²)
Water depth:	16-5/16" (415 mm)
Water capacity:	72.017 gal (272.6 L)
Template:	Footprint, 1265462, not required, not included
Electrical component rating:	Amplifier: 120 V, 50/60 Hz Heated Surface: 120 V, 1.1 A, 60 Hz, 65 W
Minimum flat for door:	0" (0 mm)

Notes

Measure your actual product for rough-in details.

Install this product according to the installation instructions.

The hot water supply should be 70% of the capacity of the bath or greater. Installations will vary.

Provide one grounded electrical outlet within 24" (610 mm) of each component.

Control amplifier fits 16" (406 mm) center studs.

A second grounded outlet within the wall framing must be within 24" (610 mm) of the planned control amplifier. Provide a third grounded outlet if connecting a powered wireless device or adapter.