



Underscore® 5.5' VibrAcoustic Bath K-5716-VBC



Features

- 16" soaking depth.
- Center drain.
- Slotted overflow for deep soaking.
- Dual lumbar supports two-person bathing by offering comfort at both ends.
- VibrAcoustic® technology emits sound waves and offers a surround sound experience.
- Six original instrumental compositions offer different levels of relaxation.
- Six transducers and a control amplifier with 25' (7.6 m) of wiring.
- Plug in your smart phone, tablet, or MP3 player via auxiliary-in cable, or stream wirelessly via Bluetooth®.
- Six concealed speakers send sound waves through the water to gently massage the body.
- Functions as a hydrotherapy bath when full of water and a stereo system when empty.
- Chromatherapy lighting allows you to select a preferred color scheme to suit your mood.
- Dual lumbar supports two-person bathing by offering comfort at both ends.
- 66" (1676 mm) x 36" (914 mm) x 22" (559 mm)

Material

- Acrylic

Installation

- Drop-in or under-mount.

Required Accessories

K-7271 Brass Slotted Overflow Bath Drain

or

K-7272 PVC Slotted Overflow Bath Drain

Recommended Accessories

K-883 Under-mount Install Kit



Codes/Standards

CSA B45.5/IAPMO Z124

ASTM E162

ASTM E662

UL 1795

CSA C22.2 No. 218.2

Greenguard UL 2818 - Gold











CARB P2

KOHLER® One-Year Limited Warranty

See website for detailed warranty information.

Available Color/Finishes

Color tiles intended for reference only.

Color	Code	Description
	0	White
	96	Biscuit
	47	Almond
	NY	Dune
	95	Ice™ Grey
	G9	Sandbar
	33	Mexican Sand™
	K4	Cashmere
	58	Thunder™ Grey
	7	Black Black™

USA/Canada: 1-800-4KOHLER (1-800-456-4537)

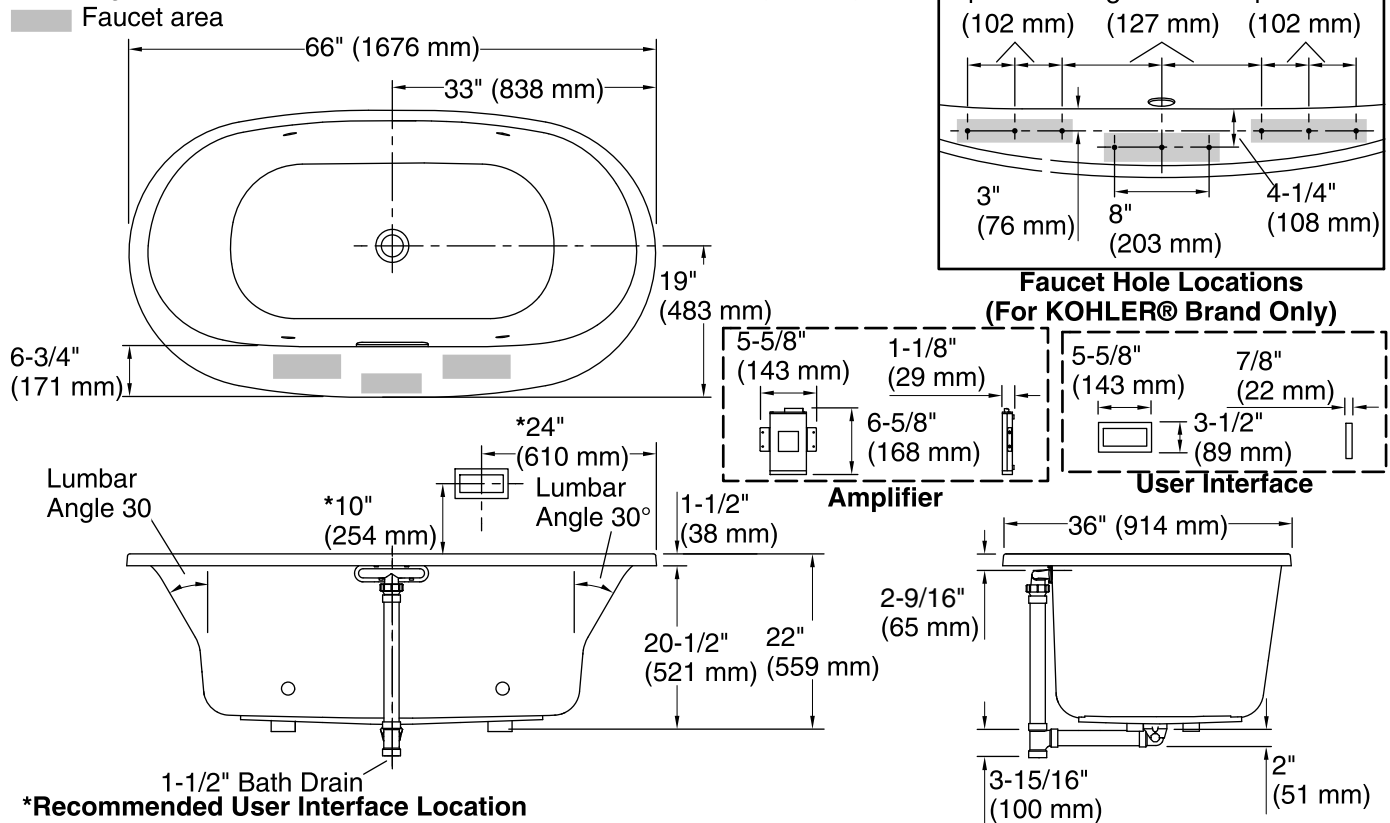
Kohler Co. reserves the right to make revisions without notice to product specifications.

For the most current Specification Sheet, go to www.kohler.com.

1-13-2017 05:50

THE BOLD LOOK
OF **KOHLER**®

No change in measurements if connected with drain illustrated. (K-7272)



Required Electrical Service

One circuit required, protected with Class A Ground-Fault Circuit-Interrupter (GFCI) or Residual Current Device (RCD).

Amplifier: 120 V, 15 A, 50/60 Hz

Technical Information

All product dimensions are nominal.

Installation: Drop-in, Under-mount
 Drain location: Center
 Basin area, bottom: 47" x 26-1/4" (1193 mm x 666 mm)
 Basin area, top: 61-3/16" x 28-3/8" (1554 mm x 721 mm)
 Weight: 100 lbs (45.4 kg)
 Minimum floor load: 52.3 lbs/ft² (255.4 kg/m²)
 Water depth: 17-9/16" (446 mm)
 Water capacity: 85.5 gal (323.7 L)
 Template: Drop-in, 1268439-7, required, included
 Electrical component rating: Amplifier: 120 V, 50/60 Hz
 Minimum flat for door: 0" (0 mm)

Notes

Measure your actual product for rough-in details.

Install this product according to the installation instructions.

The hot water supply should be 70% of the capacity of the bath or greater. Installations will vary.

Provide one grounded electrical outlet within 24" (610 mm) of each component.