



Underscore® 5.5' VibrAcoustic Bath K-5716-VB



Features

- 16" soaking depth.
- Center drain.
- Slotted overflow for deep soaking.
- Dual lumbar supports two-person bathing by offering comfort at both ends.
- VibrAcoustic® technology emits sound waves and offers a surround sound experience.
- Six original instrumental compositions offer different levels of relaxation.
- Six transducers and a control amplifier with 25' (7.6 m) of wiring.
- Plug in your smart phone, tablet, or MP3 player via auxiliary-in cable, or stream wirelessly via Bluetooth®.
- Six concealed speakers send sound waves through the water to gently massage the body.
- Functions as a hydrotherapy bath when full of water and a stereo system when empty.
- Dual lumbar supports two-person bathing by offering comfort at both ends.
- 66" (1676 mm) x 36" (914 mm) x 22" (559 mm)

Material

- Acrylic

Installation

- Drop-in or under-mount.

Required Accessories

K-7271 Brass Slotted Overflow Bath Drain

or

K-7272 PVC Slotted Overflow Bath Drain

Recommended Accessories

K-883 Under-mount Install Kit



Codes/Standards

CSA B45.5/IAPMO Z124

ASTM E162

ASTM E662

UL 1795

CSA C22.2 No. 218.2

Greenguard UL 2818 - Gold

CARB P2











KOHLER® One-Year Limited Warranty

See website for detailed warranty information.

*The BLUETOOTH® word mark and logos are registered trademarks owned by Bluetooth SIG, Inc. and any use of such marks by Kohler Co. is under license. Other trademarks and trade names are those of their respective owners.

Available Color/Finishes

Color tiles intended for reference only.

Color	Code	Description
	0	White
	96	Biscuit
	47	Almond
	NY	Dune
	95	Ice™ Grey
	G9	Sandbar
	33	Mexican Sand™
	K4	Cashmere
	58	Thunder™ Grey
	7	Black Black™

USA/Canada: 1-800-4KOHLER (1-800-456-4537)

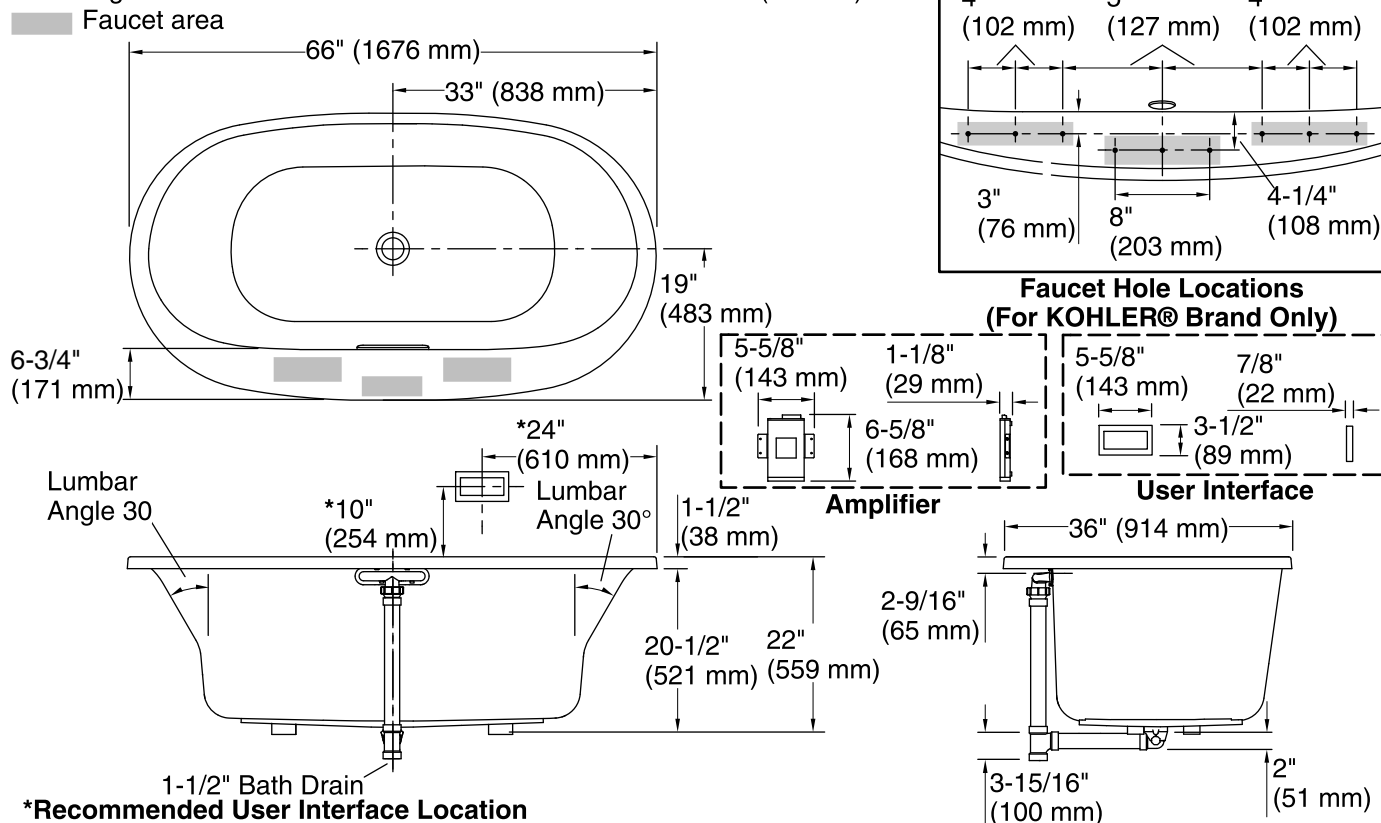
Kohler Co. reserves the right to make revisions without notice to product specifications.

For the most current Specification Sheet, go to www.kohler.com.

1-13-2017 05:50

THE BOLD LOOK
OF **KOHLER**®

No change in measurements if connected with drain illustrated. (K-7272)



Required Electrical Service

One circuit required, protected with Class A Ground-Fault Circuit-Interrupter (GFCI) or Residual Current Device (RCD).

Amplifier: 120 V, 15 A, 50/60 Hz

Technical Information

All product dimensions are nominal.

Installation: Drop-in, Under-mount

Drain location: Center

Basin area, bottom: 47" x 26-1/4" (1193 mm x 666 mm)

Basin area, top: 61-3/16" x 28-3/8" (1554 mm x 721 mm)

Weight: 95 lbs (43.1 kg)

Minimum floor load: 52 lbs/ft² (253.9 kg/m²)

Water depth: 17-9/16" (446 mm)

Water capacity: 85.5 gal (323.7 L)

Template: Drop-in, 1268439-7, required, included

Electrical component rating: Amplifier: 120 V, 50/60 Hz

Minimum flat for door: 0" (0 mm)

Notes

Measure your actual product for rough-in details.

Install this product according to the installation instructions.

The hot water supply should be 70% of the capacity of the bath or greater. Installations will vary.

Provide one grounded electrical outlet within 24" (610 mm) of each component.