



### Features

- Center drain.
- Slotted overflow for deep soaking.
- Dual lumbar supports two-person bathing by offering comfort at both ends.
- Bask® heated surface creates spa-like relaxation with soothing warmth on your back, shoulders, and neck.
- VibrAcoustic® technology emits sound waves and offers a surround sound experience.
- Six transducers and a control amplifier with 25' (7.6 m) of wiring.
- Six original instrumental compositions offer different levels of relaxation.
- Fully adjustable volume above and below the water.
- Plug in your smart phone, tablet, or MP3 player via auxiliary-in cable, or stream wirelessly via Bluetooth®.
- 72" (1829 mm) x 42" (1067 mm) x 22" (559 mm)

### Material

- Acrylic

### Installation

- Drop-in or undermount.

### Required Accessories

K-7271 Brass Slotted Overflow Bath Drain

or

K-7272 PVC Slotted Overflow Bath Drain

### Recommended Accessories

K-886 Under-mount Install Kit

### Components

Additional included component/s: 25' (7.6 m) cables.



### Codes/Standards

CSA B45.5/IAPMO Z124

ASTM E162

ASTM E662

UL 1795

CSA C22.2 No. 218.2

Greenguard UL 2818 - Gold

CARB P2

### KOHLER® One-Year Limited Warranty

See website for detailed warranty information.

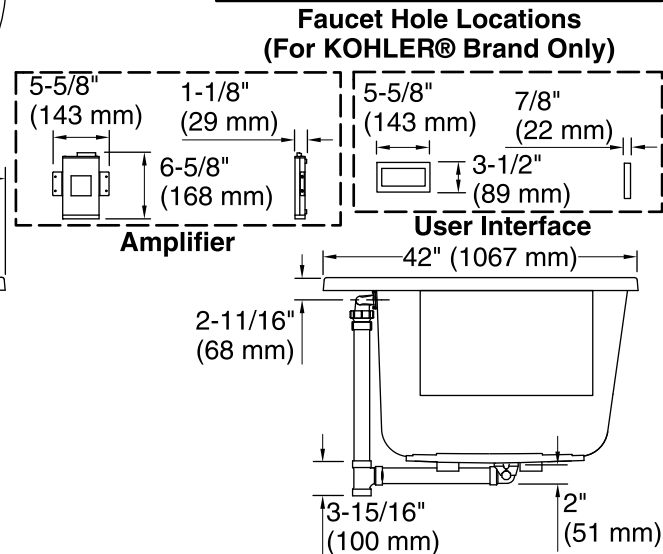
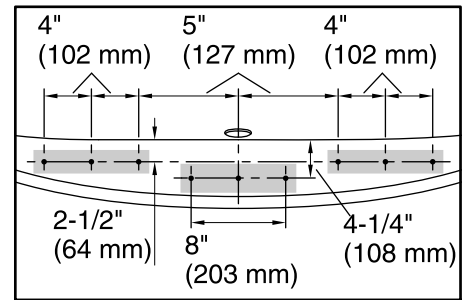
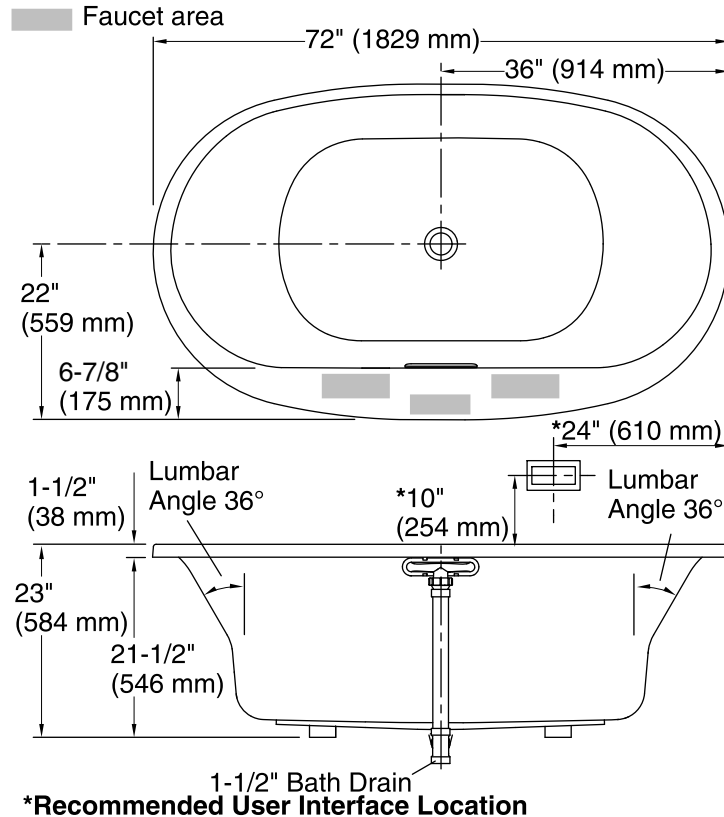
\*The BLUETOOTH® word mark and logos are registered trademarks owned by Bluetooth SIG, Inc. and any use of such marks by Kohler Co. is under license. Other trademarks and trade names are those of their respective owners.

### Available Color/Finishes

*Color tiles intended for reference only.*

Color	Code	Description
	0	White
	96	Biscuit
	47	Almond
	NY	Dune
	95	Ice™ Grey
	G9	Sandbar
	33	Mexican Sand™
	K4	Cashmere
	58	Thunder™ Grey
	7	Black Black™

No change in measurements if connected with drain illustrated. (K-7272)



### Required Electrical Service

One circuit required, protected with Class A Ground-Fault Circuit-Interrupter (GFCI) or Residual Current Device (RCD).

Amplifier, Heated Surface: 120 V, 15 A, 50/60 Hz

### Technical Information

All product dimensions are nominal.

Installation:	Drop-in, Under-mount
Drain location:	Center
Basin area, bottom:	46-5/16" x 31-3/16" (1177 mm x 792 mm)
Basin area, top:	63-7/16" x 34-1/4" (1611 mm x 869 mm)
Weight:	115 lbs (52.2 kg)
Minimum floor load:	52.7 lbs/ft <sup>2</sup> (257.3 kg/m <sup>2</sup> )
Water depth:	18-5/8" (472 mm)
Water capacity:	112.2 gal (424.7 L)
Template:	Drop-in, 1268440-7, required, included
Electrical component rating:	Amplifier: 120 V, 50/60 Hz Heated Surface: 120 V, 0.5 A, 50/60 Hz, 65 W
Minimum flat for door:	0" (0 mm)

### Notes

Measure your actual product for rough-in details.

Install this product according to the installation instructions.

The hot water supply should be 70% of the capacity of the bath or greater. Installations will vary.

Provide one grounded electrical outlet within 24" (610 mm) of each component.

Control amplifier fits 16" (406 mm) center studs. 25' (7.6 m) cables are included.