



**Hartland®**  
Top-mount Kitchen Sink  
**K-5818-3**

**Features**

- 33-inch minimum base cabinet width.
- KOHLER cast iron.
- Acid-resistant enamel finish.
- Double (equal) bowl.
- Top-mount.
- Three faucet holes.
- 33" (838 mm) x 22" (559 mm)

**Recommended Accessories**

K-9000 P-Trap

**Optional Accessories**

K-6016L Sink Rack  
K-6016R Sink Rack  
K-6545 Sponge Caddy  
K-6603L Sink Basket  
K-6603R Sink Basket  
K-8801 Sink Strainer

**Components**

Product includes:  
1054375 Under-mount Sink Kit, 23"



**Codes/Standards**









ASME A112.19.1/CSA B45.2

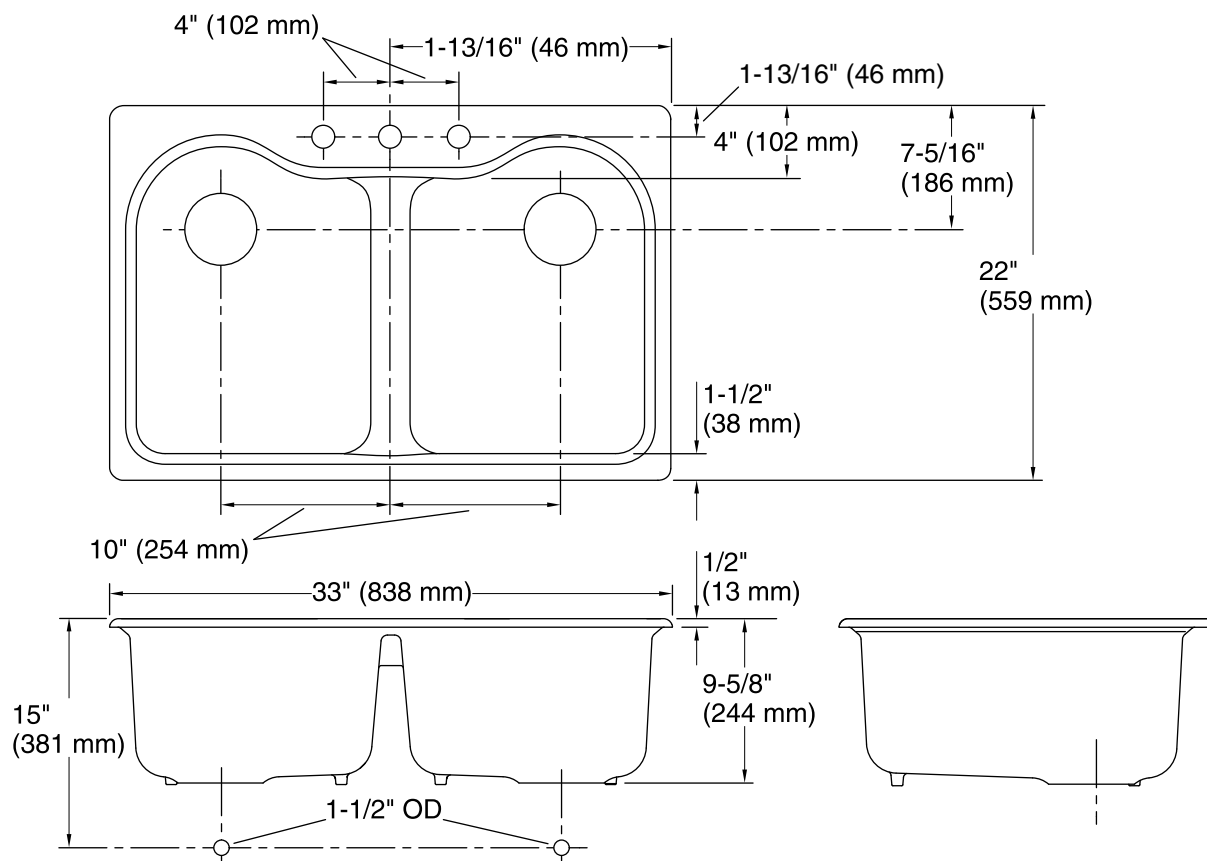
**KOHLER® Enameled Cast Iron Kitchen Sink - Lifetime Limited Warranty**

See website for detailed warranty information.

**Available Color/Finishes**

*Color tiles intended for reference only.*

| Color  | Code | Description  |
|--|------|--------------|
|  | 0    | White        |
|  | FF   | Sea Salt™    |
|  | 96   | Biscuit      |
|  | 47   | Almond       |
|  | FD   | Cane Sugar™  |
|  | 95   | Ice™ Grey    |
|  | K4   | Cashmere     |
|  | 7    | Black Black™ |



## Technical Information

All product dimensions are nominal.

Bowl configuration: Double equal

Installation: Top-mount

Bowl area (Left) Length: 14-1/8" (359 mm)

Width: 16-1/4" (413 mm)

Bowl depth: 9" (229 mm)

Bowl area (Right) Length: 14-1/8" (359 mm)

Width: 16-1/4" (413 mm)

Bowl depth: 9" (229 mm)

Number of deck holes: 3

Faucet hole(s): 1-3/8" (35 mm)

Drain hole: 3-7/8" (98 mm)

Template: 1125670-7, required, included

## Notes

Install this product according to the installation instructions.

**NOTICE:** The countertop manufacturer or cutter must use the cut-out template provided with the product, or a current one provided by the Kohler Co. (Call 1-800-4-KOHLER.) Kohler Co. is not responsible for cut-out errors when the incorrect cut-out template is used.